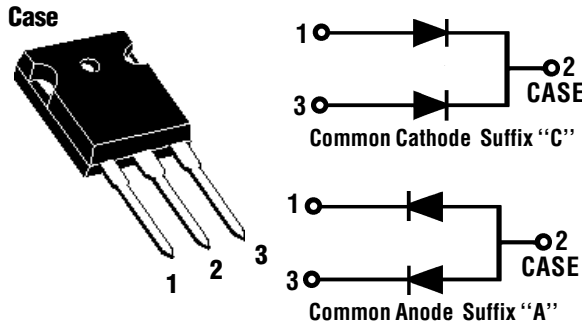


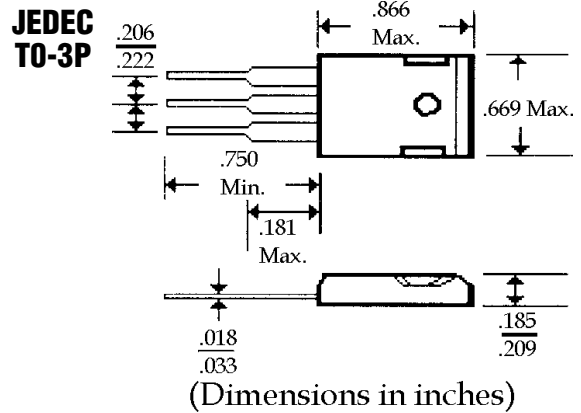
# 30 Amp SCHOTTKY BARRIER RECTIFIERS

**FBR3030 . . . 3060 Series**

## Description



## Mechanical Dimensions

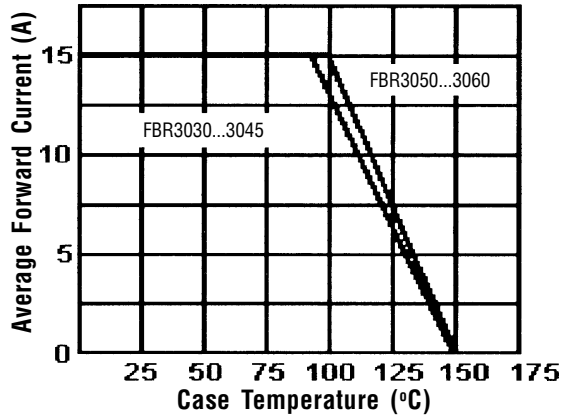


## Features

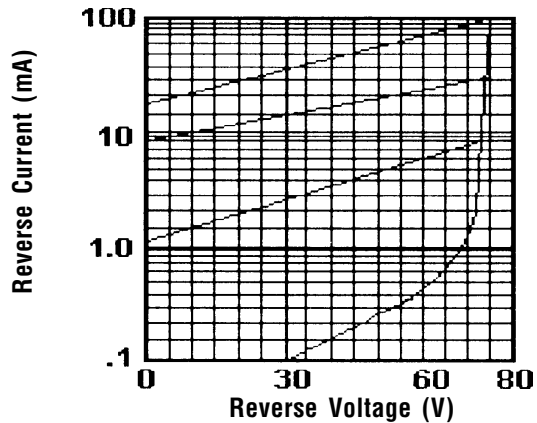
- HIGH CURRENT CAPABILITY WITH LOW  $V_F$
- HIGH SURGE VOLTAGE AND TRANSIENT PROTECTION
- HIGH EFFICIENCY w/LOW POWER LOSS
- MEETS UL SPECIFICATION 94V-0

<b>FBR3030 . . . 3060 Series</b>							<b>Units</b>
<b>Maximum Ratings</b>	<b>FBR3030</b>	<b>FBR3035</b>	<b>FBR3040</b>	<b>FBR3045</b>	<b>FBR3050</b>	<b>FBR3060</b>	
Peak Repetitive Reverse Voltage... $V_{RRM}$	30	35	40	45	50	60	Volts
Working Peak Reverse Voltage... $V_{RWM}$	30	35	40	45	50	60	Volts
DC Blocking Voltage... $V_{DC}$	30	35	40	45	50	60	Volts
RMS Reverse Voltage... $V_R$ (rms)	21	24	28	31	35	42	Volts
Average Forward Rectified Current... $I_O$ @ $T_C = 110^\circ\text{C}$ $V_R$ (equiv.) $<= 0.2V_{R(DC)}$	..... 30 .....						Amps
Non-Repetitive Peak Forward Surge Current... $I_{FSM}$ @ Rated Load Conditions, 1/2 Sine Wave, Single Phase, 60Hz	..... 300 .....						Amps
Operating Temperature Range... $T_J$	..... -65 to 150 .....						°C
<b>Electrical Characteristics</b>							
Maximum Forward Voltage... $V_F$ @ $I_F = 15$ Amps	< ..... .55 ..... > < ..... .65 ..... >						Volts
Maximum DC Reverse Current... $I_R$ @ Rated DC Blocking Voltage	..... 3.0 .....						mAmps
	$T_C = 25^\circ\text{C}$ .....						mAmps
	$T_C = 150^\circ\text{C}$ .....						mAmps

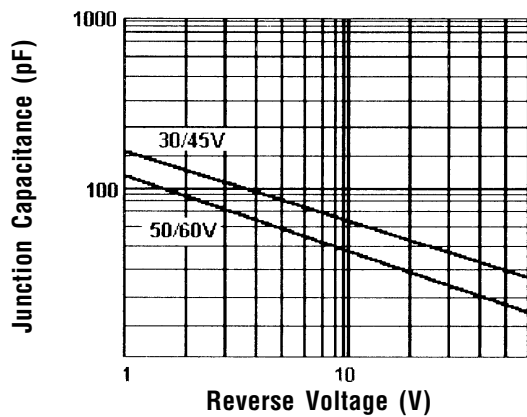
**Forward Current Derating Curve**



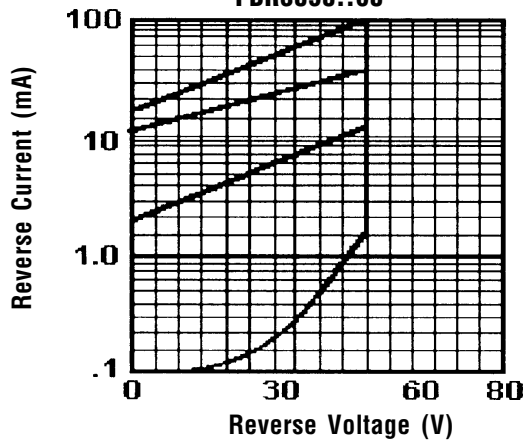
**Typical Reverse Characteristics  
FBR3030..45**



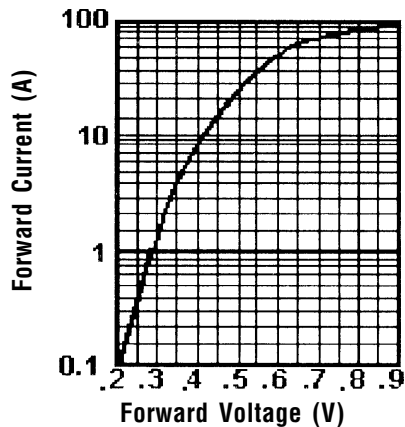
**Typical Junction Capacitance**



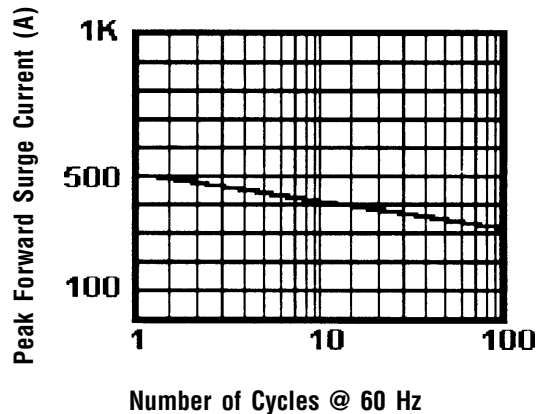
**Typical Reverse Characteristics  
FBR3050..60**



**Typical Forward Characteristics**



**Peak Forward Surge Current**



Ratings at 25 Deg. C ambient temperature unless otherwise specified.

Single Phase Half Wave, 60 Hz Resistive or Inductive Load.

For Capacitive Load, Derate Current by 20%.