

Surface Mount Voltage Controlled Oscillator

ROS-100+ ROS-100

Linear Tuning 50 to 100 MHz

Features

- octave band tuning
- low phase noise, -105 dBc/Hz at 10 kHz
- linear tuning, 3-5 MHz/V typ.
- aqueous washable

Applications

- test instruments-signal generators
- receivers
- VHF



CASE STYLE: CK605
PRICE: \$12.95 ea. QTY (5-49)

+ RoHS compliant in accordance with EU Directive (2002/95/EC)

The +Suffix identifies RoHS Compliance. See our web site for RoHS Compliance methodologies and qualifications.

Electrical Specifications

FREQUENCY (MHz)	POWER OUTPUT (dBm)	TUNING VOLTAGE (V)	PHASE NOISE (dBc/Hz)				PULLING pk-pk @ 12 dB (MHz)	PUSHING (MHz/V)	TUNING SENSITIVITY (MHz/V)	HARMONICS (dBc)		3 dB MODULATION BANDWIDTH (MHz)	DC OPERATING POWER			
			SSB at offset frequencies: Typ.							Typ.	Max.		Vcc (volts)	Current (mA) Max.		
Min.	Max.	Typ.	Min.	Max.	1 kHz	10 kHz	100 kHz	1 MHz	Typ.	Typ.	Typ.	Max.	Typ.	Max.		
50	100	+8.3	0.5	17	-75	-105	-125	-145	0.6	0.3	3.0-5.0	-30	-20	0.1	12	20

Pin Connections

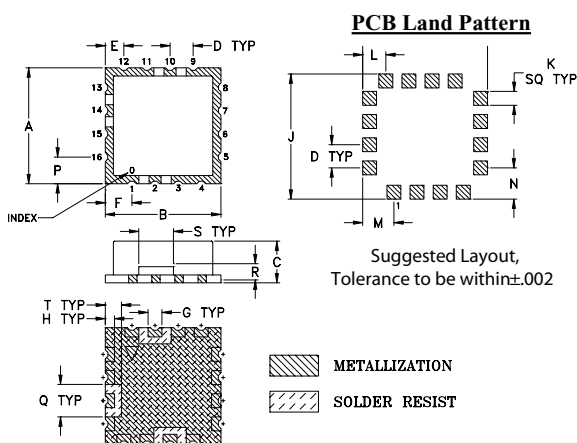
RF OUT	10
VCC	14
V-TUNE	2
GROUND	1,3,4,5,6,7,8,9,11,12,13,15,16

Maximum Ratings

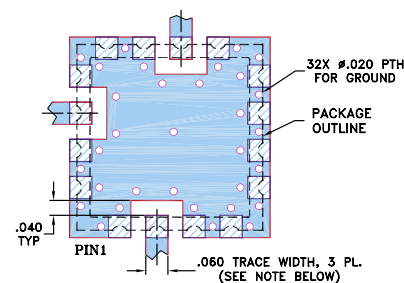
Operating Temperature	-55°C to 85°C
Storage Temperature	-55°C to 100°C
Absolute Max. Supply Voltage (Vcc)	+13V
Absolute Max. Tuning Voltage (Vtune)	+18V

all specifications: 50 ohm system

Outline Drawing



Demo Board MCL PIN: TB-10 Suggested PCB Layout (PL-012)



- NOTES:
1. TRACE WIDTH IS SHOWN FOR FR4 WITH DIELECTRIC THICKNESS .030" ± .002"; COPPER: 1/2 OZ. EACH SIDE. FOR OTHER MATERIALS TRACE WIDTH MAY NEED TO BE MODIFIED.
 2. BOTTOM SIDE OF THE PCB IS CONTINUOUS GROUND PLANE.
- Legend:
- Blue area: DENOTES PCB COPPER LAYOUT WITH SMOBC (SOLDER MASK OVER BARE COPPER)
 - Hatched area: DENOTES COPPER LAND PATTERN FREE OF SOLDER MASK

Outline Dimensions (inch/mm)

A	B	C	D	E	F	G	H	J	K	L	M	N	P	Q	R	S	T	wt.
.500	.500	.180	.100	.080	.115	.060	.040	.540	.060	.100	.135	.135	.115	.140	.070	.150	.070	grams
12.70	12.70	4.57	2.54	2.03	2.92	1.52	1.02	13.72	1.52	2.54	3.43	3.43	2.92	3.56	1.78	3.81	1.78	1.0



P.O. Box 350166, Brooklyn, New York 11235-0003 (718) 934-4500 Fax (718) 332-4661 For detailed performance specs & shopping online see Mini-Circuits web site



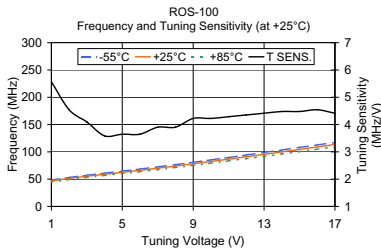
The Design Engineers Search Engine Provides ACTUAL Data Instantly From MINI-CIRCUITS At: www.minicircuits.com

RF/IF MICROWAVE COMPONENTS

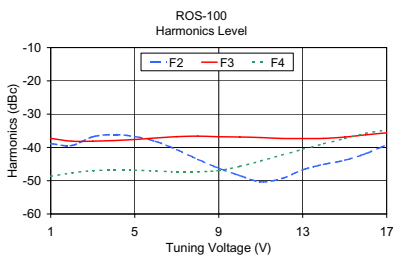
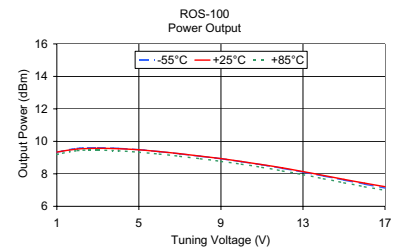
REV. C
M102713
EDR-4401
ROS-100
MM/TD/CP/AM
070705
Page 1 of 2

ROS-100+ ROS-100

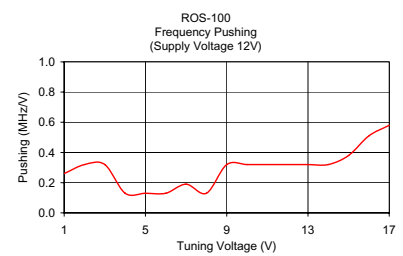
Performance Data & Curves



V TUNE	TUNING SENS. (MHz/V)	FREQUENCY (MHz)			POWER OUTPUT (dBm)		
		-55°C	+25°C	+85°C	-55°C	+25°C	+85°C
1.0	5.6	48.6	46.7	44.9	9.3	9.3	9.2
2.0	4.5	53.1	51.2	49.4	9.6	9.5	9.4
3.0	4.1	57.2	55.3	53.3	9.6	9.6	9.5
4.0	3.6	61.0	58.9	56.8	9.6	9.6	9.4
5.0	3.6	64.8	62.5	60.4	9.5	9.5	9.3
6.0	3.6	68.5	66.2	63.9	9.4	9.4	9.2
7.0	3.9	72.4	70.1	67.6	9.2	9.2	9.1
8.0	3.9	76.6	74.0	71.4	9.1	9.1	8.9
9.0	4.2	81.0	78.2	75.3	8.9	8.9	8.8
10.0	4.2	85.4	82.4	79.4	8.8	8.8	8.6
11.0	4.3	89.8	86.7	83.5	8.6	8.6	8.4
12.0	4.4	94.3	91.1	87.7	8.3	8.4	8.2
13.0	4.4	98.9	95.5	91.9	8.1	8.1	8.0
14.0	4.5	103.5	100.0	96.2	7.9	7.9	7.7
15.0	4.5	108.1	104.4	100.5	7.6	7.7	7.5
16.0	4.5	112.7	109.0	104.9	7.4	7.4	7.2
17.0	4.4	117.2	113.4	109.2	7.1	7.2	7.0



V TUNE	HARMONICS (dBc)			FREQ. PUSHING (MHz/V)
	F2	F3	F4	
1.0	-38.9	-37.3	-48.7	0.3
2.0	-39.4	-38.1	-47.7	0.3
3.0	-36.8	-38.1	-47.0	0.3
4.0	-36.1	-37.9	-46.8	0.1
5.0	-36.7	-37.6	-46.8	0.1
6.0	-38.2	-37.2	-47.1	0.1
7.0	-40.6	-36.8	-47.3	0.2
8.0	-43.6	-36.6	-47.3	0.1
9.0	-46.3	-36.8	-47.0	0.3
10.0	-48.5	-36.9	-45.7	0.3
11.0	-50.3	-37.0	-44.1	0.3
12.0	-49.4	-37.3	-42.3	0.3
13.0	-46.7	-37.3	-40.6	0.3
14.0	-45.1	-37.3	-38.9	0.3
15.0	-43.9	-36.9	-37.3	0.4
16.0	-41.9	-36.2	-35.8	0.5
17.0	-39.2	-35.6	-34.7	0.6



P.O. Box 350166, Brooklyn, New York 11235-0003 (718) 934-4500 Fax (718) 332-4661 For detailed performance specs & shopping online see Mini-Circuits web site



The Design Engineers Search Engine Provides ACTUAL Data Instantly From MINI-CIRCUITS At: www.minicircuits.com

RF/IF MICROWAVE COMPONENTS