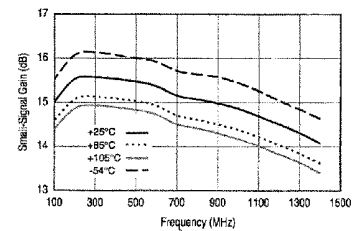




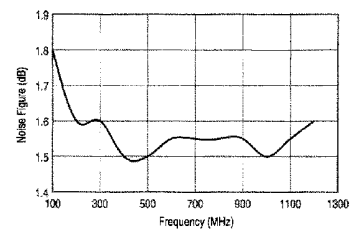
Typical Performance @ 25°C

Characteristics	Typical	Guaranteed	
		0° to 50°C	-54° to +85°C
Frequency			
Small Signal Gain (min.)			
Gain Flatness (max.)			
Reverse Isolation			
Noise Figure (max.)			
Power Output @ 1 dB comp. (min.)			
IP3			
IP2			
Second Order Harmonic IP			
VSWR Input / Output (max.)			
DC Current @ 15 Volts (max.)			

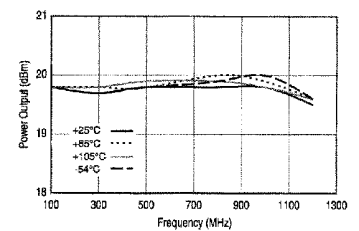
Small Signal Gain



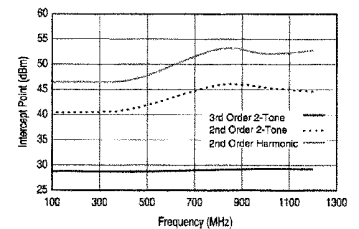
Noise Figure



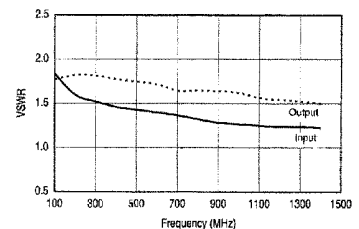
Power Output (1dB Gain Compression)



Intercept Point



VSWR



Absolute Maximum Ratings

- Storage Temperature
- Max. Case Temperature
- Max. DC Voltage
- Max. Continuous RF Input Power
- Max. Short Term RF Input Power (1 minute max.)
- Max. Peak Power (3 μsec max.)
- “S” Series Burn-in Temperature (Case)

Thermal Data: $V_{cc} = 15\text{ Vdc}$

- Thermal Resistance θ_{jc}
- Transistor Power Dissipation P_d
- Junction Temperature Rise Above Case T_{jc}

Outline Drawings

Package Figure Model	TO-8	Surface Mount	SMA Connectorized