MA6X718

Silicon epitaxial planar type

For switching circuits

For wave detection circuit

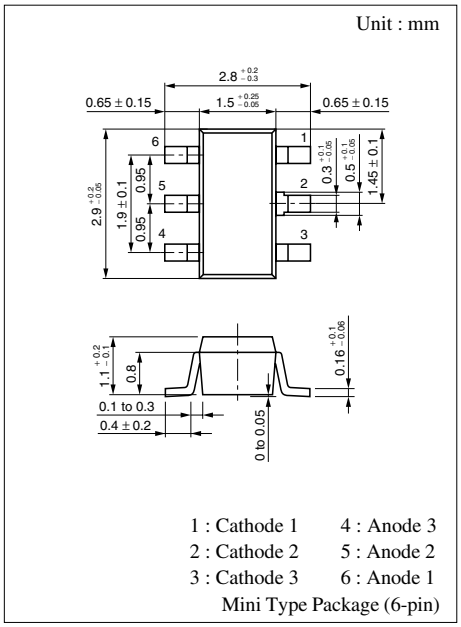

Marking Symbol: M2N

Internal Connection

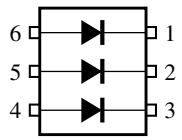

■ Features

- Three MA3X704As in the same direction are contained in one package
- Optimum for low-voltage rectification because of its low forward rise voltage (V_F)
- Optimum for high-frequency rectification because of its short reverse recovery time (t_{rr})

■ Absolute Maximum Ratings $T_a = 25°C$

Parameter	Symbol	Rating	Unit
Reverse voltage (DC)	V_R	30	V
Peak forward current*	I_{FM}	150	mA
Forward current (DC)*	I_F	30	mA
Junction temperature	T_j	125	°C
Storage temperature	T_{stg}	−55 to +125	°C

Note) * : Value in per diode

■ Electrical Characteristics $T_a = 25°C$

Parameter	Symbol	Conditions	Min	Typ	Max	Unit
Reverse current (DC)	I_R	V_R = 30 V			1	µA
Forward voltage (DC)	V_{F1}	I_F = 1 mA			0.4	V
	V_{F2}	I_F = 30 mA			1.0	V
Terminal capacitance	C_t	V_R = 1 V, f = 1 MHz		1.5		pF
Reverse recovery time*	t_{rr}	$I_F = I_R$ = 10 mA I_{rr} = 1 mA, R_L = 100 Ω		1.0		ns
Detection efficiency	η	V_{in} = 3 $V_{(peak)}$, f = 30 MHz R_L = 3.9 kΩ, C_L = 10 pF		65		%

Note) 1. Schottky barrier diode is sensitive to electric shock (static electricity, etc.). Due attention must be paid on the charge of a human body and the leakage of current from the operating equipment

2. Rated input/output frequency: 2 000 MHz

3. * : t_{rr} measuring instrument

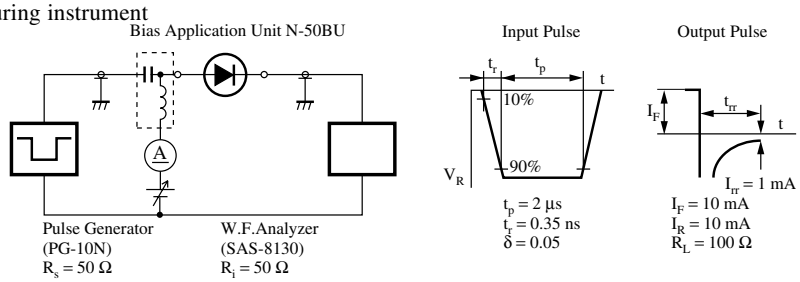

Downloaded from Elcodis.com electronic components distributor

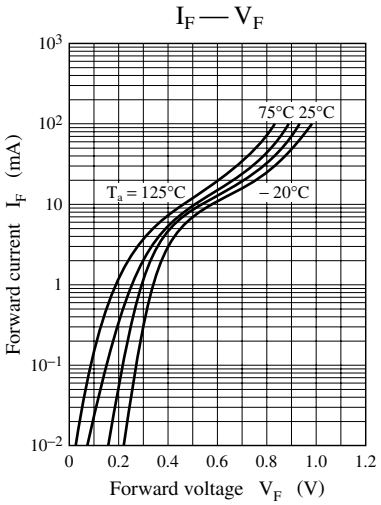

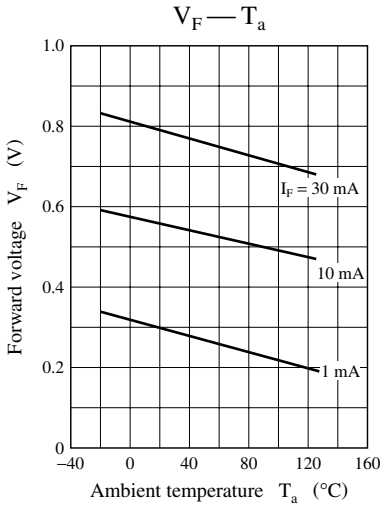

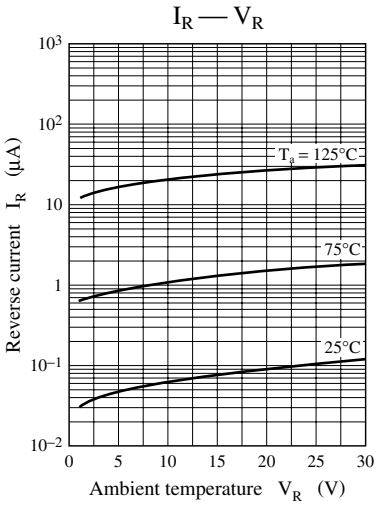

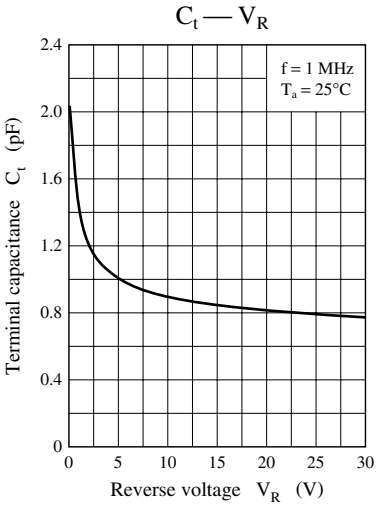

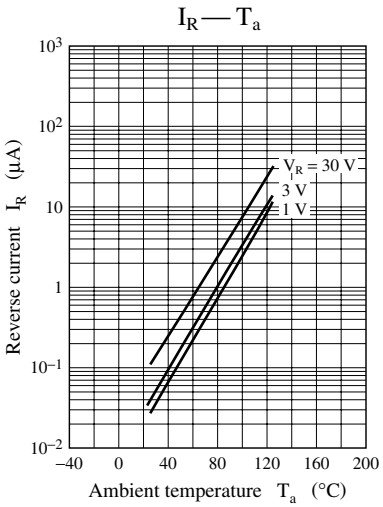

Downloaded from Elcodis.com electronic components distributor