

GPP30 SERIES

GLASS PASSIVATED RECTIFIER



**CHENG-YI
ELECTRONIC**



FEATURE

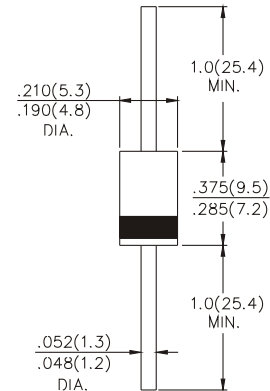
- Glass passivated junction
- Low forward voltage
- High current capability
- Low leakage current
- High surge capability
- Low cost

MECHANICAL DATA

Case: Mold plastic use UL 94V-0 recognized
flame retardant epoxy
Terminals: Axial leads, solderable per
MIL-STD-202, method 208
Polarity: Color band denotes cathode
Mounting Position: Any

VOLTAGE RANGE 50 TO 1000 Volts
CURRENT 3.0 Amperes

DO-201AD



Dimensions in inches and (millimeters)

MAXIMUM RATINGS AND ELECTRICAL CHARACTERISTICS

Ratings at 25°C ambient temperature unless otherwise specified.
Single phase, half wave, 60Hz, resistive or inductive load.
For capacitive load, derate current by 20%.

	GPP30A	GPP30B	GPP30D	GPP30G	GPP30J	GPP30K	GPP30M	UNITS
Maximum Recurrent Peak Reverse Voltage	50	100	200	400	600	800	1000	V
Maximum RMS Voltage	35	70	140	280	420	560	700	V
Maximum DC Blocking Voltage	50	100	200	400	600	800	1000	V
Maximum Average Forward Rectified Current, .375", (9.5mm) Lead Length at T _A = 55°C	3.0							A
Peak Forward Surge Current 8.3 ms single half sine-wave	150							A
Maximum Forward Voltage at 3.0A Peak	1.0					1.1		V
Maximum Reverse Current, Rated DC Blocking Voltage	5.0							μA
Maximum DC Reverse Current, Full Cycle Average, .375", (9.5mm) Lead Length at T _A = 55°C	30							μA
Typical Junction Capacitance (Note 1)	60							pF
Typical Reverse Recovery Time (Note 2)	1.5							μS
Operating and Storage Temperature Range T _A	-65 to +175							°C

Notes : 1. Measured at 1.0MHz and applied reverse voltage of 4.0 Vdc
2. Measured with I_F = .5A, I_R = 1A, I_{rr} = .25A

GPP30 SERIES

GLASS PASSIVATED RECTIFIER



**CHENG-YI
ELECTRONIC**

RATING AND CHARACTERISTICS CURVES GPP30 SERIES

Fig. 1 - TYPICAL FORWARD CHARACTERISTICS

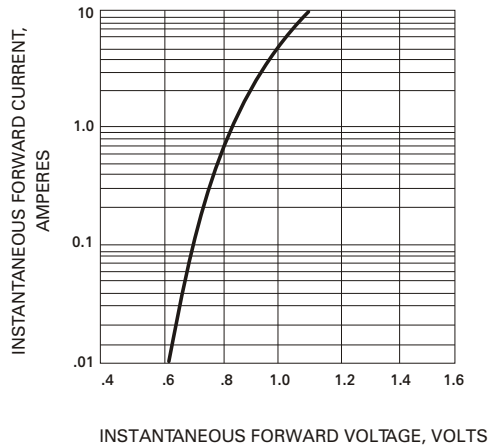


Fig. 2 - PEAK FORWARD SURGE CURRENT

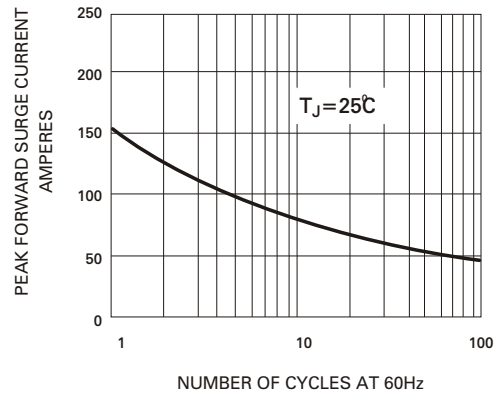


Fig. 3 - FORWARD CURRENT
DERATING CURVE

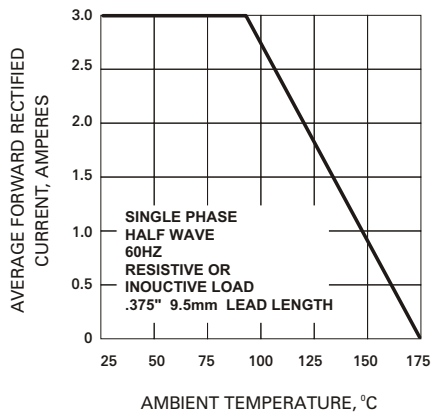


Fig. 4 - TYPICAL JUNCTION CAPACITANCE

