



Product Features

- Integrated Monolithic GaAs Converter Package Module
- High Reliability
- Lower Manufacturing Cost
- Higher Productivity
- Very Low Noise Figure & Low Distortion
- Very Low Phase Noise (Ceramic Resonator used)
- Pb Free / RoHS Standard

Application

- Repeater
- Base Station



Package Type: HY-5A

Description

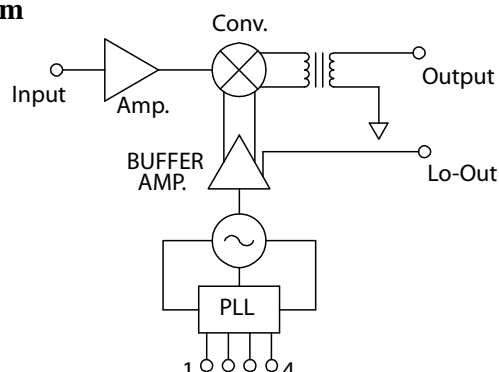
PCS Converter is a very compact size due to using simple matching circuit board including PLL circuits. Customers can apply this part to PCS systems.

Specifications

(Operating Temperature:-30°C~+80°C)

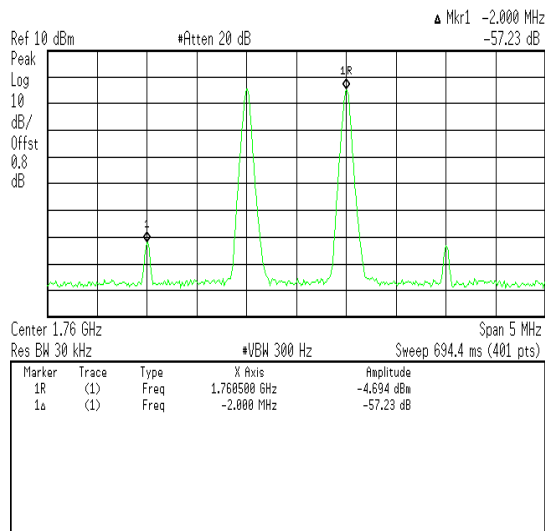
PARAMETER	RFUR19-50 (Rx-Up)	RFDR19-51 (Rx-Down)	RFDR19-55 (Tx-Down)	RFUR19-56 (Tx-Up)
Input Frequency Range (MHz)	70 (IF)	1750~1770 (RF)	1840~1860 (RF)	70 (IF)
Output Frequency Range (MHz)	1750~1770 (RF)	70 (IF)	70 (IF)	1840~1860 (RF)
LO Frequency Range (MHz)	1680~1700(lower)	1680~1700(lower)	1770~1790(lower)	1770~1790(lower)
Conversion Gain (dB)	5.5±1	5.5±1	6.0±1	6.5±1
Gain Flatness (Max.) (dB)	±0.5	±0.5	±0.5	±0.5
Noise Figure (Typ.)(dB)	8.0±0.5	6.5±0.5	6.5±0.5	6.5±0.5
OIP3 (Typ. dBm)	26	26	26	26
LO to RF Leakage (dBm)	-15	-15	-15	-15
LO to IF Leakage (dBm)	-15	-15	-15	-15
RF(IF) to IF(RF) Leakage (dBm)	-20	-20	-20	-20
LO Output Level (dBm)	4.5±1	4.5±1	4.5±1	4.5±1
LO Phase Noise (Typ.) Step Size : 200kHz	-70dBc/Hz @1KHz -95dBc/Hz @10KHz -120dBc/Hz @100KHz	-70dBc/Hz @1KHz -95dBc/Hz @10KHz -120dBc/Hz @100KHz	-70dBc/Hz @1KHz -95dBc/Hz @10KHz -120dBc/Hz @100KHz	-70dBc/Hz @1KHz -95dBc/Hz @10KHz -120dBc/Hz @100KHz
PLL Control (LMX2326)	3 wire	3 wire	3 wire	3 wire
Vcc/Idd	5V / 170mA	5V / 170mA	5V / 170mA	5V / 170mA

Functional Diagram

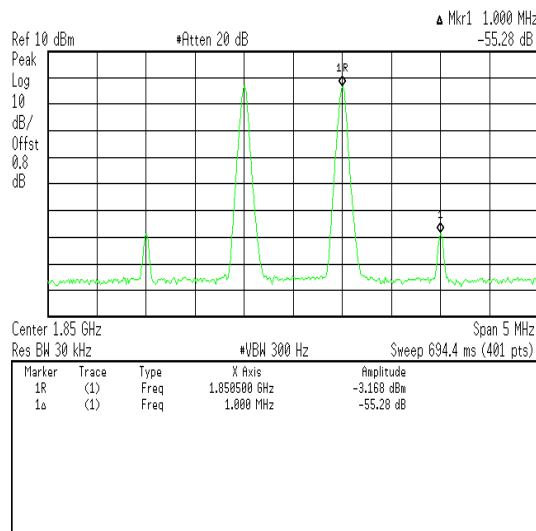


RFUR19-50, 56 OIP3 Test (Up Converter)

Agilent 16:40:26 Jan 15, 2003

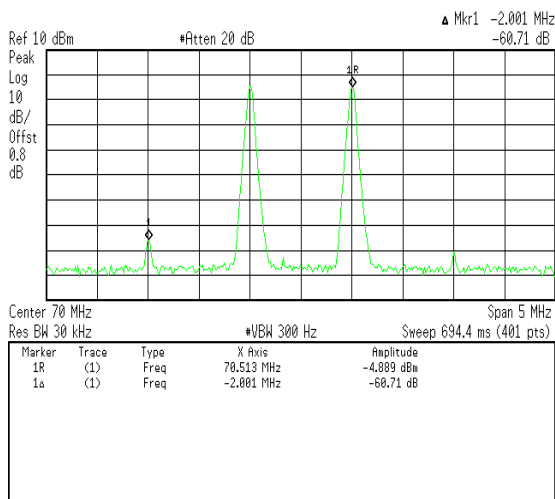


Agilent 20:45:06 Jan 15, 2003

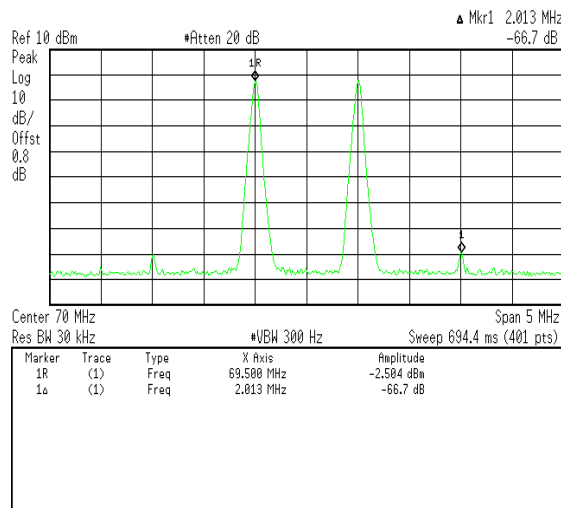


RFDR19-51, 55 OIP3 Test (Down Converter)

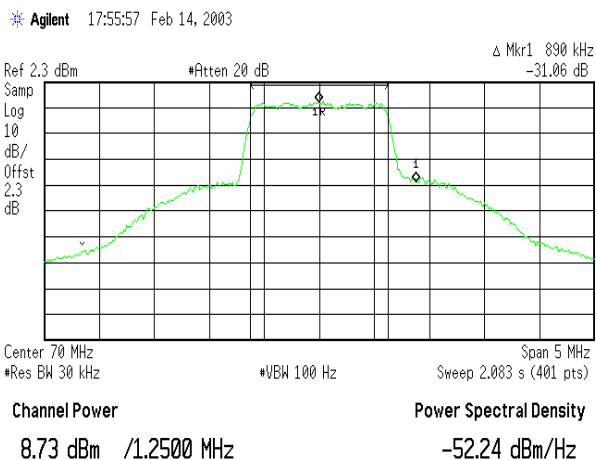
Agilent 16:09:29 Jan 16, 2003



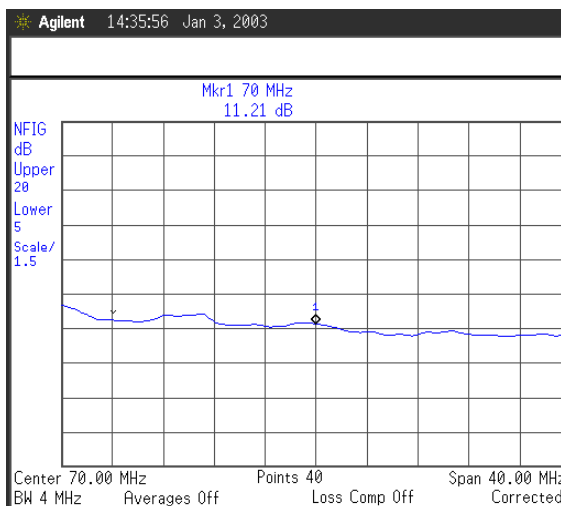
Agilent 11:23:55 Jan 16, 2003



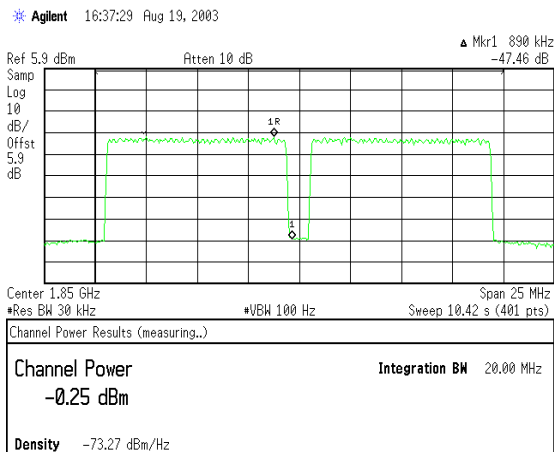
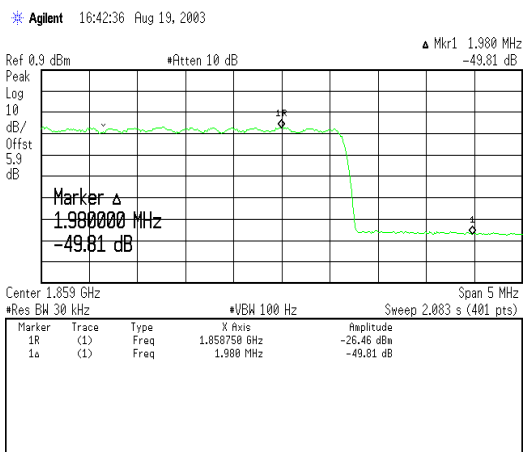
CDMA Test



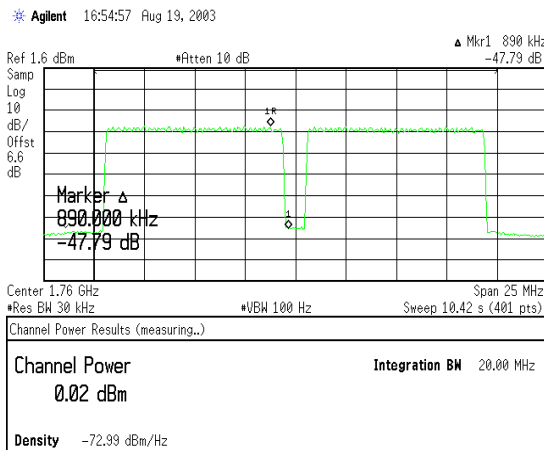
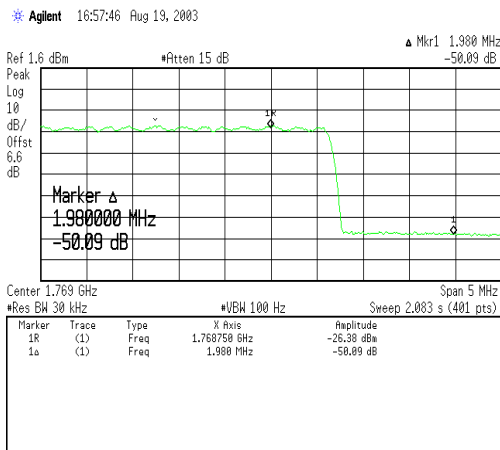
Noise Figure Test



RFUR19-56 CDMA Test (14FA)

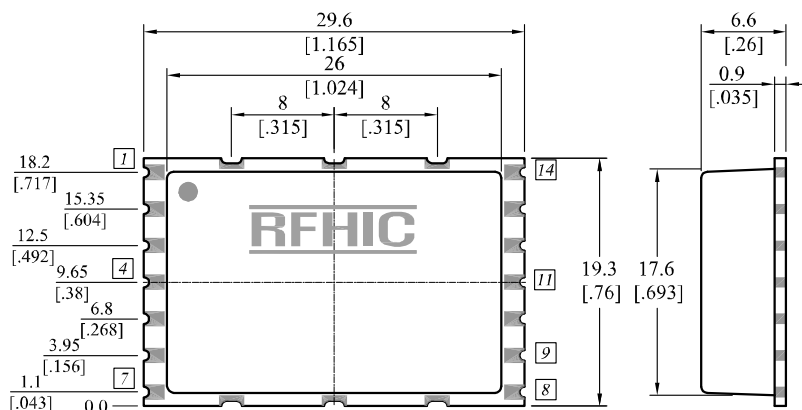


RFUR19-50 CDMA Test (14FA)

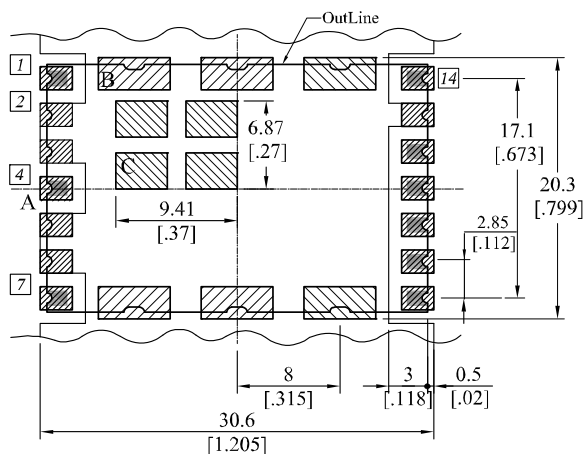


Package Dimensions (Type: HY-5A)

Unit : $\frac{\text{mm}}{\text{[inch]}}$	Tolerance : $\pm \frac{0.2}{.008}$
--	------------------------------------



Recommended Pattern



Pin No.	Function	Pin No.	Function
1	Input	14	Output
2	Ground	13	Ground
3	Ground	12	Lo_Out
4	Vcc+5V	11	Fo/LD
5	Ground	10	LE
6	Ground	9	Data
7	Ref in	8	Clock

Pattern Size	WxL	
	mm	inch
A	2.5 x 1.8	.098 x .071
B	5.6 x 2.5	.22 x .098
C	4 x 2.8	.157 x .11

RFHIC Corporation (RFHIC) reserves the right to make changes to any products herein or to discontinue any product at any time without notice. RFHIC do not assume any liability for the suitability of its products for any particular purpose, and disclaims any and all liability, including without limitation consequential or incidental damages. The product specifications herein expressed have been carefully checked and are assumed to be reliable. However, RFHIC disclaims liability for inaccuracies and strongly recommends buyers to verify that the information they are using is current before placing purchase orders. RFHIC products are not intended for use in life support equipment or application where malfunction of the product can be expected to result in personal injury or death. Buyer uses or sells such products for any such unintended or unauthorized application, buyer shall indemnify, protect and hold RFHIC and its directors, officers, stockholders, employees, representatives and distributors harmless against any and all claims arising out of such use. RFHIC's liability under or arising out of damages, claims of whatsoever kind and nature which RFHIC products could cause shall be limited in amount to the net purchase price of the products sold to buyer by RFHIC.