



SAW Components

Data Sheet B3835

Data Sheet

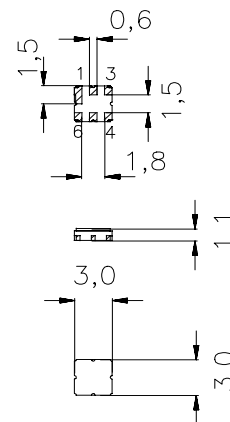


Features

- Low-loss RF filter for iDEN mobile telephone, transmit path
- Low amplitude ripple
- No matching network required for operation at 50 Ω
- Ceramic Package for **Surface Mounted Technology (SMT)**

 Ceramic package **DCC6C**
Terminals

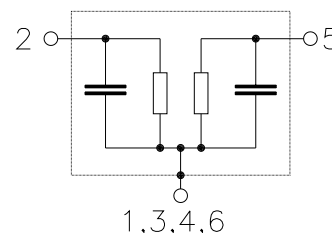
- Gold-plated Ni



Dimensions in mm, approx. weight 0,037g

Pin configuration

2	Input
5	Output
1, 3, 4, 6	Case ground



Type	Ordering code	Marking and Package according to	Packing according to
B3835	B39901-B3835-U410	C61157-A7-A67	F61074-V8088-Z000

Electrostatic Sensitive Device (ESD)
Maximum ratings

Operable temperature range	T	- 20 / + 70	°C	source impedance 50 Ω continuous wave
Storage temperature range	T_{stg}	- 40 / + 85	°C	
DC voltage	V_{DC}	0	V	
Input power max.	P_{IN}	7	dBm	


Characteristics

Operating temperature range: $T = 25 \pm 2^\circ\text{C}$
 Terminating source impedance: $Z_S = 50 \Omega$
 Terminating load impedance: $Z_L = 50 \Omega$

		min.	typ.	max.	
Center frequency	f_c	—	899,00	—	MHz
Maximum insertion attenuation	α_{\max}				
	896,000 ... 902,000 MHz	—	2,4	3,0	dB
Amplitude ripple (p-p)	$\Delta\alpha$				
	896,000 ... 902,000 MHz	—	0,5	1,0	dB
Group delay ripple (p-p)	$\Delta\tau$				
	896,000 ... 902,000 MHz	—	10	50	ns
Attenuation	α_{\min}				
	851,000 ... 870,000 MHz	42	48	—	dB
	935,000 ... 940,000 MHz	43	46	—	dB
	1050,650 ... 1055,650MHz	42	54	—	dB
	1205,300 ... 1210,300MHz	40	50	—	dB
	1359,950 ... 1364,950MHz	35	46	—	dB
	1792,000 ... 1802,000 MHz	25	42	—	dB
	1802,000 ... 3000,000 MHz	15	36	—	dB
Input return loss					
	896,000 ... 902,000 MHz	10	16	—	dB
Output return loss					
	896,000 ... 902,000 MHz	10	15	—	dB

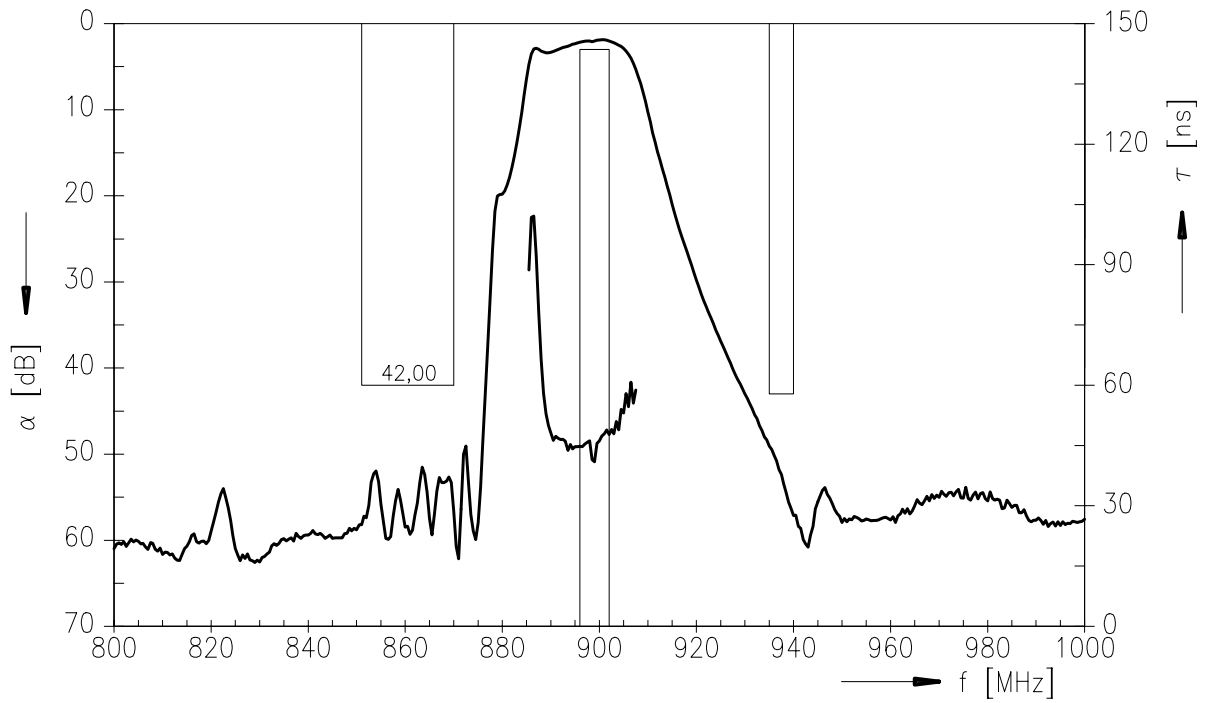

Characteristics

Operating temperature range: $T = -20$ to $+70^{\circ}\text{C}$
 Terminating source impedance: $Z_S = 50\ \Omega$
 Terminating load impedance: $Z_L = 50\ \Omega$

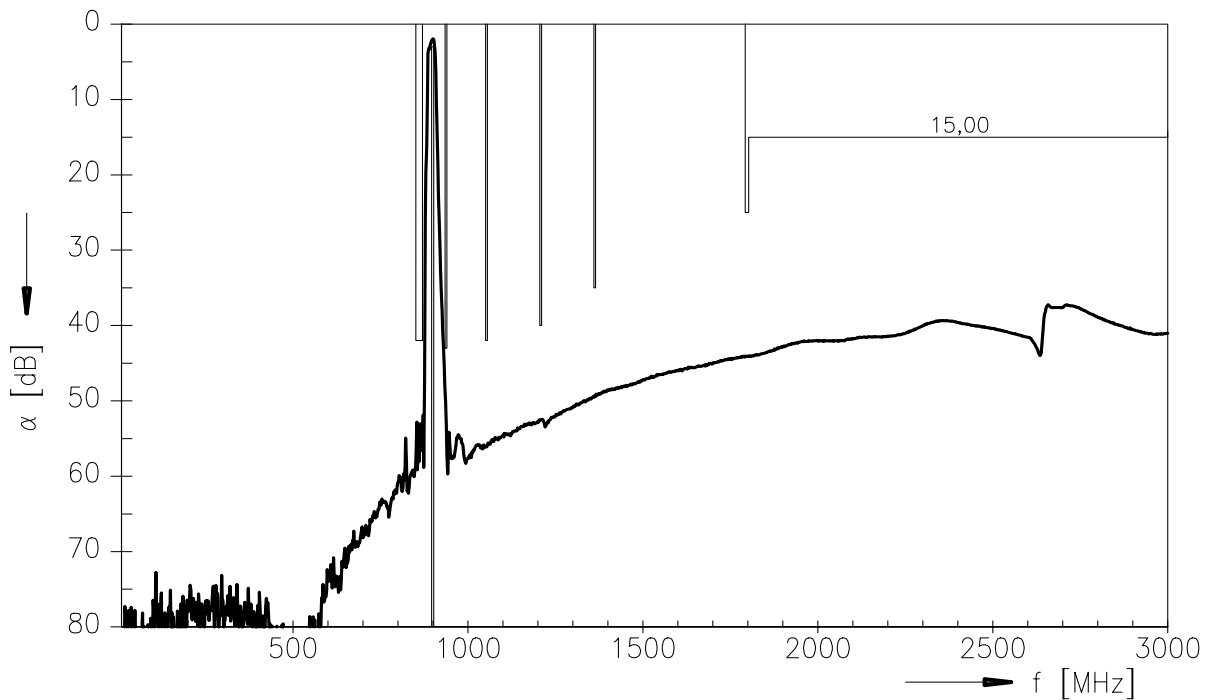
		min.	typ.	max.	
Center frequency	f_c	—	899,00	—	MHz
Maximum insertion attenuation	α_{\max}				
	896,000 ... 902,000 MHz	—	2,7	3,7	dB
Amplitude ripple (p-p)	$\Delta\alpha$				
	896,000 ... 902,000 MHz	—	0,8	1,2	dB
Group delay ripple (p-p)	$\Delta\tau$				
	896,000 ... 902,000 MHz	—	10	50	ns
Attenuation	α_{\min}				
	851,000 ... 870,000 MHz	42	46	—	dB
	935,000 ... 940,000 MHz	43	46	—	dB
	1050,650 ... 1055,650MHz	42	54	—	dB
	1205,300 ... 1210,300MHz	40	50	—	dB
	1359,950 ...1364,950MHz	35	46	—	dB
	1792,000 ...1802,000 MHz	25	42	—	dB
	1802,000 ...3000,000 MHz	15	36	—	dB
Input return loss					
	896,000 ... 902,000 MHz	10	16	—	dB
Output return loss					
	896,000 ... 902,000 MHz	10	15	—	dB



Transfer function (25+/-2 °C)



Transfer function (25+/-2 °C, Wideband)



**Published by EPCOS AG****Surface Acoustic Wave Components Division, SAW MC WT****P.O. Box 80 17 09, D-81617 München**

© EPCOS AG 2000. All Rights Reserved. Reproduction, publication and dissemination of this brochure and the information contained therein without EPCOS' prior express consent is prohibited.

The information contained in this brochure describes the type of component and shall not be considered as guaranteed characteristics. Purchase orders are subject to the General Conditions for the Supply of Products and Services of the Electrical and Electronics Industry recommended by the ZVEI (German Electrical and Electronic Manufacturers' Association), unless otherwise agreed.

This brochure replaces the previous edition.

For questions on technology, prices and delivery please contact the Sales Offices of EPCOS AG or the international Representatives.

Due to technical requirements components may contain dangerous substances. For information on the type in question please also contact one of our Sales Offices.