



SAW Components

Data Sheet B4161





SAW Components

B4161

Low-Loss Filter for Mobile Communication

860,50 MHz

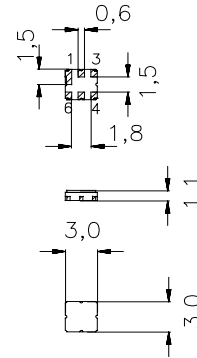
Data Sheet



Features

- Low-loss RF filter for iDEN mobile telephone, receive path
- Low insertion attenuation
- Low amplitude ripple
- No matching network required for operation at 50 Ω
- Ceramic Package for Surface Mounted Technology (SMT)
- RoHS compliant

Ceramic package DCC6C



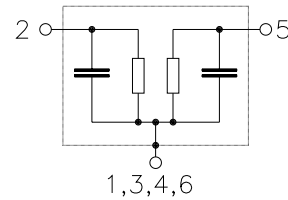
Terminals

- Ni, gold-plated

Dimensions in mm, approx. weight 0,037g

Pin configuration

- 2 Input
- 5 Output
- 1, 3, 4, 6 Case ground



Type	Ordering code	Marking and Package according to	Packing according to
B4161	B39861-B4161-U410	C61157-A7-A67	F61074-V8168-Z000

Electrostatic Sensitive Device (ESD)

Maximum ratings

Operable temperature range	T	- 40 / + 85	°C	Machine Model, 10 pulses source impedance 50 Ω continuous wave
Storage temperature range	T_{stg}	- 40 / + 85	°C	
DC voltage	V_{DC}	5	V	
ESD voltage	V_{ESD}^*	100*	V	
Input power max.	P_{IN}	0	dBm	

*-acc. to JESD22-A115A(Machine Model), 10 negative & 10 positive pulses



SAW Components

B4161

Low-Loss Filter for Mobile Communication

860,50 MHz

Data Sheet



Characteristics

Operating temperature range: $T = 25 \pm 2^\circ\text{C}$
 Terminating source impedance: $Z_S = 50 \Omega$
 Terminating load impedance: $Z_L = 50 \Omega$

		min.	typ.	max.	
Center frequency	f_c	—	860,50	—	MHz
Maximum insertion attenuation	α_{\max}				
851,000 ... 870,000 MHz		—	2,3	2,7	dB
Amplitude ripple (p-p)	$\Delta\alpha$				
851,000 ... 870,000 MHz		—	0,7	1,0	dB
Group delay ripple (p-p)	$\Delta\tau$				
851,000 ... 870,000 MHz		—	37	50	ns
Attenuation	α_{\min}				
0,000 ... 795,000 MHz		45	61	—	dB
795,000 ... 806,000 MHz		40	49	—	dB
806,000 ... 825,000 MHz		37	56	—	dB
896,000 ... 902,000 MHz		28	35	—	dB
905,825 ... 924,825 MHz		27	39	—	dB
960,650 ... 979,650 MHz		37	53	—	dB
1070,300 ... 1089,300 MHz		47	51	—	dB
1089,300 ... 3000,000 MHz		27	36	—	dB
Input and output return loss					
851,000 ... 870,000 MHz		11	12	—	dB



SAW Components

B4161

Low-Loss Filter for Mobile Communication

860,50 MHz

Data Sheet



Characteristics

Operating temperature range: $T = -30$ to $+85^{\circ}\text{C}$
 Terminating source impedance: $Z_S = 50\ \Omega$
 Terminating load impedance: $Z_L = 50\ \Omega$

		min.	typ.	max.	
Center frequency	f_c	—	860,50	—	MHz
Maximum insertion attenuation	α_{\max}				
851,000 ... 870,000 MHz		—	2,4	3,0	dB
Amplitude ripple (p-p)	$\Delta\alpha$				
851,000 ... 870,000 MHz		—	0,8	1,0	dB
Group delay ripple (p-p)	$\Delta\tau$				
851,000 ... 870,000 MHz		—	39	60	ns
Attenuation	α_{\min}				
0,000 ... 795,000 MHz		45	59	—	dB
795,000 ... 806,000 MHz		40	49	—	dB
806,000 ... 825,000 MHz		37	50	—	dB
896,000 ... 902,000 MHz		28	34	—	dB
905,825 ... 924,825 MHz		27	39	—	dB
960,650 ... 979,650 MHz		37	53	—	dB
1070,300 ... 1089,300 MHz		47	51	—	dB
1089,300 ... 3000,000 MHz		27	36	—	dB
Input and output return loss					
851,000 ... 870,000 MHz		11	12	—	dB



SAW Components

B4161

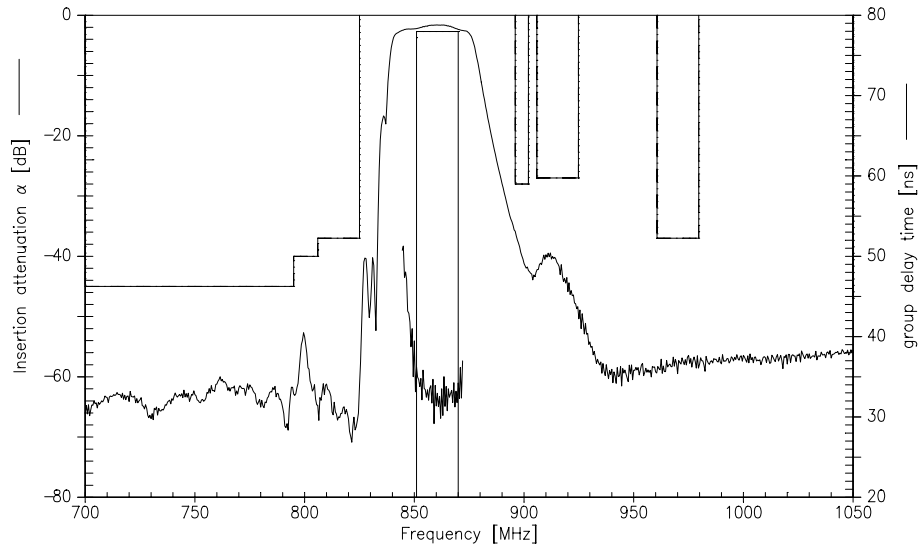
Low-Loss Filter for Mobile Communication

860,50 MHz

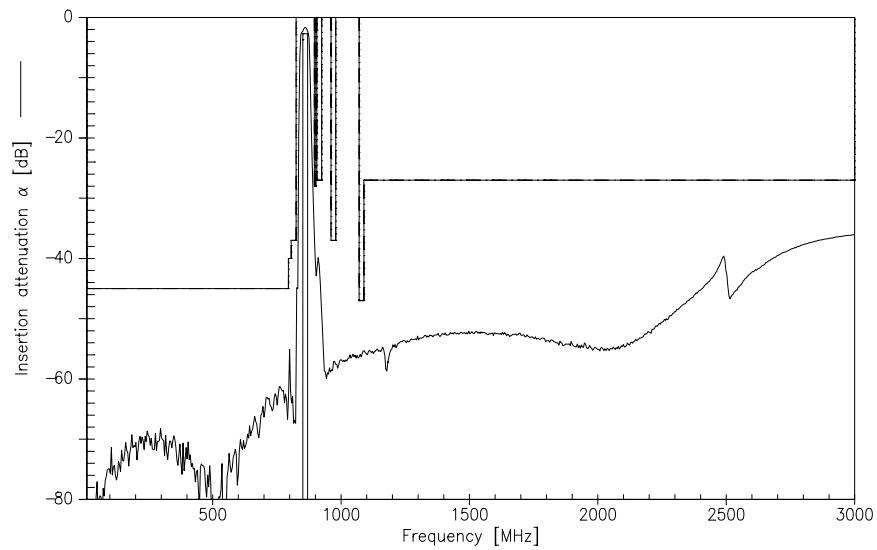
Data Sheet



Transfer function (25 ± 2 °C)



Transfer function (wideband)





SAW Components

B4161

Low-Loss Filter for Mobile Communication

860,50 MHz

Data Sheet



Published by EPCOS AG

Surface Acoustic Wave Components Division, SAW COM WT PD

P.O. Box 80 17 09, D-81617 München

© EPCOS AG 2005. All Rights Reserved. Reproduction, publication and dissemination of this brochure and the information contained therein without EPCOS' prior express consent is prohibited.

The information contained in this brochure describes the type of component and shall not be considered as guaranteed characteristics. Purchase orders are subject to the General Conditions for the Supply of Products and Services of the Electrical and Electronics Industry recommended by the ZVEI (German Electrical and Electronic Manufacturers' Association), unless otherwise agreed.

This brochure replaces the previous edition.

For questions on technology, prices and delivery please contact the Sales Offices of EPCOS AG or the international Representatives.

Due to technical requirements components may contain dangerous substances. For information on the type in question please also contact one of our Sales Offices.