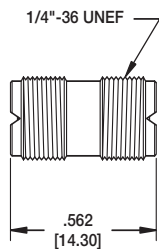


**RF2 TYPE 07**  
SMA DOUBLE FEMALE ADAPTOR



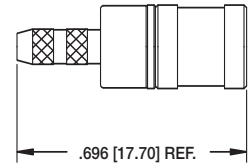
RF2-07-T-AS-50



**RF3 TYPE 01**  
SMB MALE CRIMP



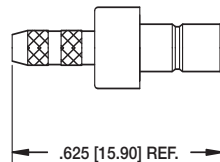
RF3-01-T-01-50-G



**RF3 TYPE 02**  
SMB FEMALE CRIMP



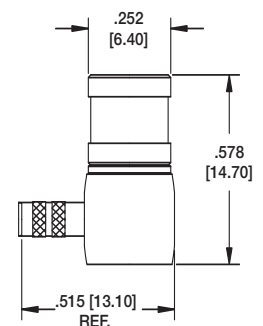
RF3-02-T-01-50-G



**RF3 TYPE 03**  
SMB MALE RIGHT ANGLE CRIMP



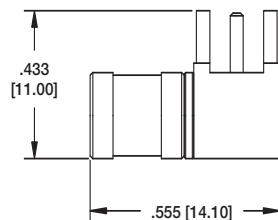
RF3-03-T-03-75-G



**RF3 TYPE 04**  
SMB RIGHT ANGLE MALE PCB MOUNT



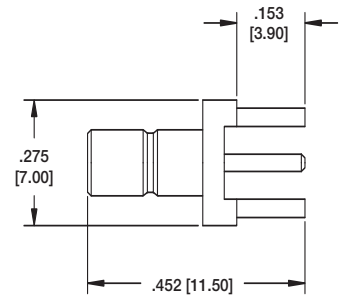
RF3-04-T-00-50-G



**RF3 TYPE 05**  
SMB FEMALE PCB MOUNT



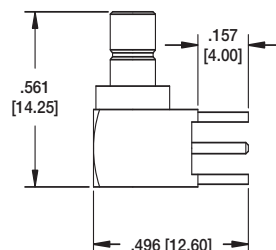
RF3-05-T-00-50-G



**RF3 TYPE 06**  
SMB RIGHT ANGLE FEMALE PCB MOUNT



RF3-06-T-00-50-G



**RF4 TYPE 01**  
F FEMALE RIGHT ANGLE PCB MOUNT



RF4-01-T-00-75

