



# BZT52-C2V4S SERIES

## SURFACE MOUNT SILICON ZENER DIODES

**VOLTAGE** 2.4 to 75 Volts **POWER** 200 mWatts

**SOD-323**

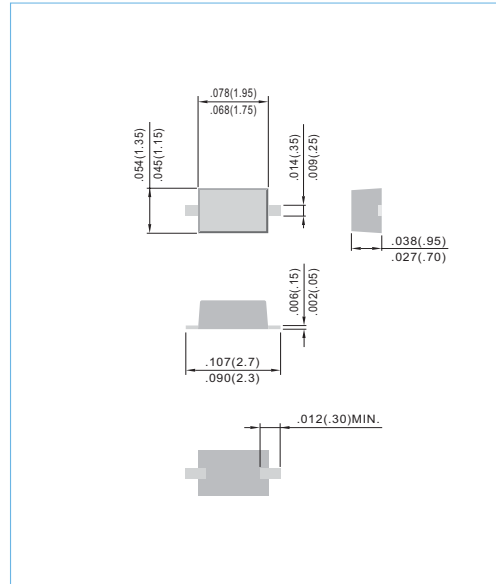
Unit: inch (mm)

### FEATURES

- Planar Die construction
- 200mW Power Dissipation
- Zener Voltages from 2.4~75V
- Ideally Suited for Automated Assembly Processes
- Pb free product : 99% Sn above can meet RoHS environment substance diective request

### MECHANICAL DATA

- Case: SOD-323, Molded Plastic
- Terminals: Solderable per MIL-STD-750, Method 2026
- Polarity: See Diagram Below
- Approx. Weight: 0.0041 grams
- Mounting Position: Any



### MAXIMUM RATINGS AND ELECTRICAL CHARACTERISTICS

Parameter	Symbol	Value	Units
Power Dissipation @ $T_A = 25^\circ\text{C}$ (Note A)	$P_D$	200	mW
Operating Junction and Storage Temperature Range	$T_J$	-55 to +150	$^\circ\text{C}$

NOTE :

A. Mounted on 5.0mm<sup>2</sup>(.013mm thick) land areas.



## BZT52-C2V4S SERIES

Part Number	Nominal Zener Voltage			Max. Zener Impedance				Max Reverse Leakage Current		Marking Code	Package
	V <sub>Z</sub> @ I <sub>ZT</sub>			Z <sub>ZT</sub> @ I <sub>ZT</sub>		Z <sub>ZK</sub> @ I <sub>ZK</sub>		I <sub>R</sub> @ V <sub>R</sub>			
	Nom. V	Min. V	Max. V	Ω	mA	Ω	mA	μA	V		
BZT52-C2V4S	2.4	2.28	2.52	85	5.0	600	1.00	100	1.0	W1	SOD-323
BZT52-C2V7S	2.7	2.57	2.84	83	5.0	600	1.00	75	1.0	W2	SOD-323
BZT52-C3S	3.0	2.85	3.15	95	5.0	600	1.00	50	1.0	W3	SOD-323
BZT52-C3V3S	3.3	3.14	3.47	95	5.0	600	1.00	25	1.0	W4	SOD-323
BZT52-C3V6S	3.6	3.42	3.78	95	5.0	600	1.00	15	1.0	W5	SOD-323
BZT52-C3V9S	3.9	3.71	4.10	95	5.0	600	1.00	10	1.0	W6	SOD-323
BZT52-C4V3S	4.3	4.09	4.52	95	5.0	600	1.00	5.0	1.0	W7	SOD-323
BZT52-C4V7S	4.7	4.47	4.94	78	5.0	500	1.00	5.0	2.0	W8	SOD-323
BZT52-C5V1S	5.1	4.85	5.36	60	5.0	480	1.00	0.1	0.8	W9	SOD-323
BZT52-C5V6S	5.6	5.32	5.88	40	5.0	400	1.00	0.1	1.0	WA	SOD-323
BZT52-C6V2S	6.2	5.89	6.51	10	5.0	150	1.00	0.1	2.0	WB	SOD-323
BZT52-C6V8S	6.8	6.46	7.14	8	5.0	80	1.00	0.1	3.0	WC	SOD-323
BZT52-C7V5S	7.5	7.13	7.88	7	5.0	80	1.00	0.1	5.0	WD	SOD-323
BZT52-C8V2S	8.2	7.79	8.61	7	5.0	80	1.00	0.1	6.0	WE	SOD-323
BZT52-C9V1S	9.1	8.65	9.56	10	5.0	100	1.00	0.1	7.0	WF	SOD-323
BZT52-C10S	10	9.50	10.50	15	5.0	150	1.00	0.1	7.5	WG	SOD-323
BZT52-C11S	11	10.45	11.55	20	5.0	150	1.00	0.1	8.5	WH	SOD-323
BZT52-C12S	12	11.40	12.60	20	5.0	150	1.00	0.1	9.0	WI	SOD-323
BZT52-C13S	13	12.35	13.65	25	5.0	170	1.00	0.1	10.0	WK	SOD-323
BZT52-C14S	14	13.30	14.70	25	5.0	170	1.00	0.1	10.5	WJ	SOD-323
BZT52-C15S	15	14.25	15.75	30	5.0	200	1.00	0.1	11.0	WL	SOD-323
BZT52-C16S	16	15.20	16.80	40	5.0	200	1.00	0.1	12.0	WM	SOD-323
BZT52-C17S	17	16.15	17.85	40	5.0	200	1.00	0.1	13.0	17C	SOD-323
BZT52-C18S	18	17.10	18.90	50	5.0	225	1.00	0.1	14.0	WN	SOD-323
BZT52-C20S	20	19.00	21.00	50	5.0	225	1.00	0.1	15.0	WO	SOD-323
BZT52-C22S	22	20.90	23.10	55	5.0	250	1.00	0.1	17.0	WP	SOD-323
BZT52-C24S	24	22.80	25.20	80	5.0	250	1.00	0.1	18.0	WR	SOD-323
BZT52-C27S	27	25.65	28.35	80	5.0	300	1.00	0.1	20.0	WS	SOD-323
BZT52-C28S	28	26.60	29.40	80	5.0	300	1.00	0.1	22.0	28C	SOD-323
BZT52-C30S	30	28.50	31.50	80	5.0	300	1.00	0.1	22.5	WT	SOD-323
BZT52-C33S	33	31.35	34.65	80	5.0	325	1.00	0.1	25.0	WU	SOD-323
BZT52-C36S	36	34.20	37.80	90	5.0	350	1.00	0.1	27.0	WW	SOD-323
BZT52-C39S	39	37.05	40.95	90	5.0	350	1.00	0.1	29.0	WX	SOD-323
BZT52-C43S	43	40.85	45.15	100	5.0	700	1.00	0.1	32.0	WY	SOD-323
BZT52-C47S	47	44.65	49.35	100	5.0	750	1.00	0.1	35.0	WZ	SOD-323
BZT52-C51S	51	48.45	53.55	100	5.0	750	1.00	0.1	38.0	XA	SOD-323
BZT52-C56S	56	53.20	58.80	135	5.0	1000	1.00	0.1	42	X2	SOD-323
BZT52-C62S	62	58.90	65.10	150	5.0	1000	1.00	0.1	46	X3	SOD-323
BZT52-C68S	68	64.60	71.40	200	5.0	1000	1.00	0.1	51	X4	SOD-323
BZT52-C75S	75	71.25	78.75	250	5.0	1000	1.00	0.1	56	X5	SOD-323



## BZT52-C2V4S SERIES

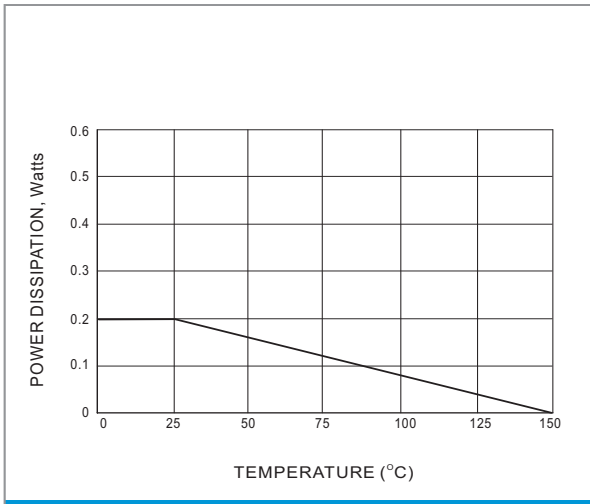


Fig. 1 STEADY STATE POWER DERATING

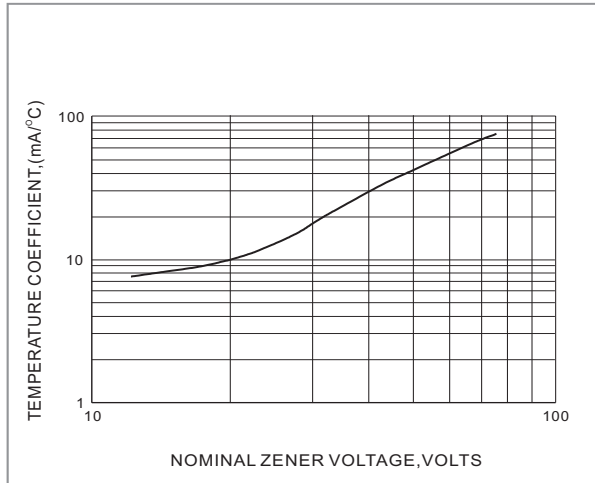


Fig. 2 TEMPERATURE COEFFICIENTS

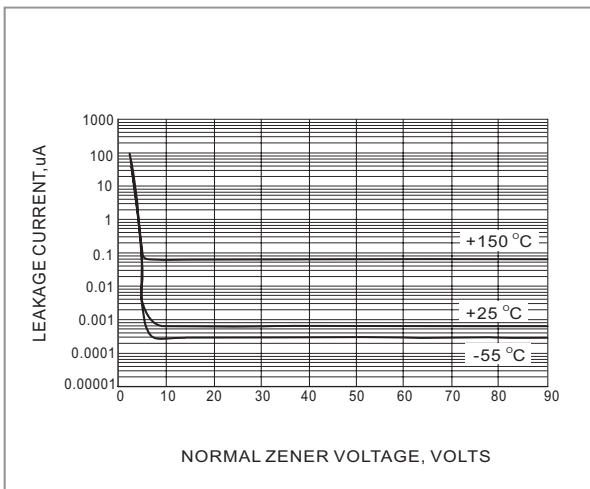


Fig. 3 TYPICAL LEAKAGE CURRENT

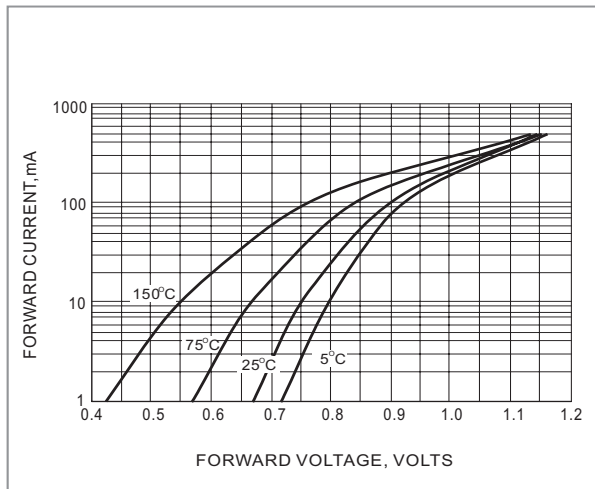
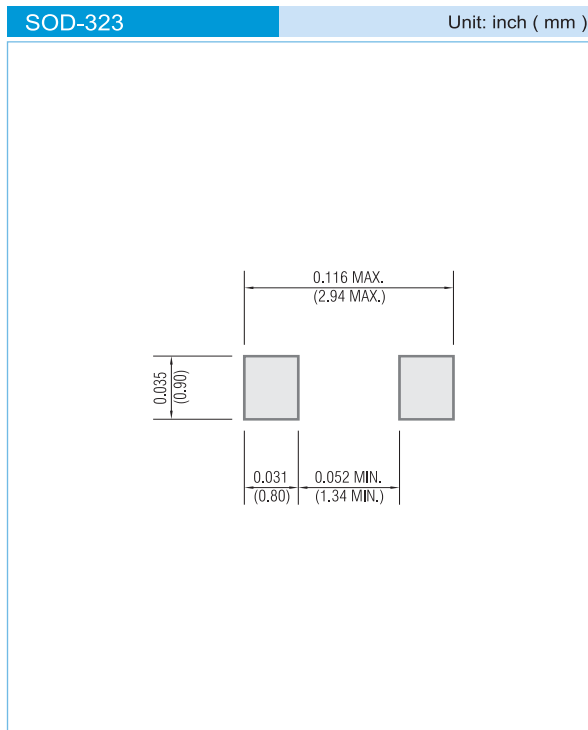


Fig. 4 TYPICAL FORWARD VOLTAGE



## BZT52-C2V4S SERIES

### MOUNTING PAD LAYOUT



### ORDER INFORMATION

- Packing information
  - T/R - 12K per 13" plastic Reel
  - T/R - 5K per 7" plastic Reel

### LEGAL STATEMENT

#### Copyright PanJit International, Inc 2005

The information presented in this document is believed to be accurate and reliable. The specifications and information herein are subject to change without notice. Pan Jit makes no warranty, representation or guarantee regarding the suitability of its products for any particular purpose. Pan Jit products are not authorized for use in life support devices or systems. Pan Jit does not convey any license under its patent rights or rights of others.