

INTRODUCTION:

Adam Tech Right Angle slimline SMT D-Sub connectors are a popular interface for many I/O applications. Offered in 9, 15 and 25 positions they are an excellent choice for a low cost industry standard connection and are ideal for low profile design requirements. Adam Tech connectors are manufactured with precision stamped contacts offering a choice of contact plating and a wide selection of mating and mounting options.

FEATURES:

- Short profile space saving design
- Industry standard compatibility
- Durable metal shell design
- Precision formed contacts
- Variety of Mating and mounting options

MATING CONNECTORS:

Adam Tech D-Subminiatures and all industry standard D-Subminiature connectors.

SPECIFICATIONS:

Material:

Insulator: Hi-Temperature thermoplastic, rated UL94V-0
Insulator Color: Black
Contacts: Phosphor Bronze or Brass
Shell: Steel, Tin or Zinc plated
Hardware: Brass, Nickel plated

Contact Plating:

Gold Flash (15 and 30 μ m Optional) over Nickel underplate on mating area, Tin over Copper underplate on SMT tails.

Electrical:

Operating voltage: 250V AC / DC max.
Current rating: 1 Amp max.
Contact resistance: 20 m Ω max. initial
Insulation resistance: 5000 M Ω min.
Dielectric withstanding voltage: 1000V AC for 1 minute

Mechanical:

Insertion force: 0.75 lbs max
Extraction force: 0.44 lbs min

Temperature Rating:

Operating temperature: -65°C to +125°C
Soldering process temperature: 260°C

PACKAGING:

Anti-ESD plastic trays

APPROVALS AND CERTIFICATIONS:

UL Recognized File No. E224053
CSA Certified File No. LR1578596



ORDERING INFORMATION

DB25

SS

24

SHELL SIZE/ POSITIONS

DE09 = 9 Positions
DB25 = 25 Positions
HDL15 = High Density
15P

MOUNTING OPTIONS

24 = Forked Boardlocks
for PCB Retention and
#4-40 threaded inserts
in mounting holes
25 = Forked Boardlocks
for PCB retention and
#4-40 threaded inserts
in mounting holes with
installed jackscrews

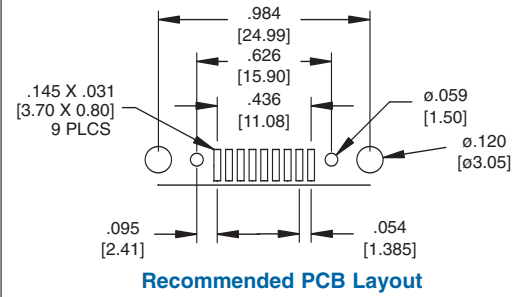
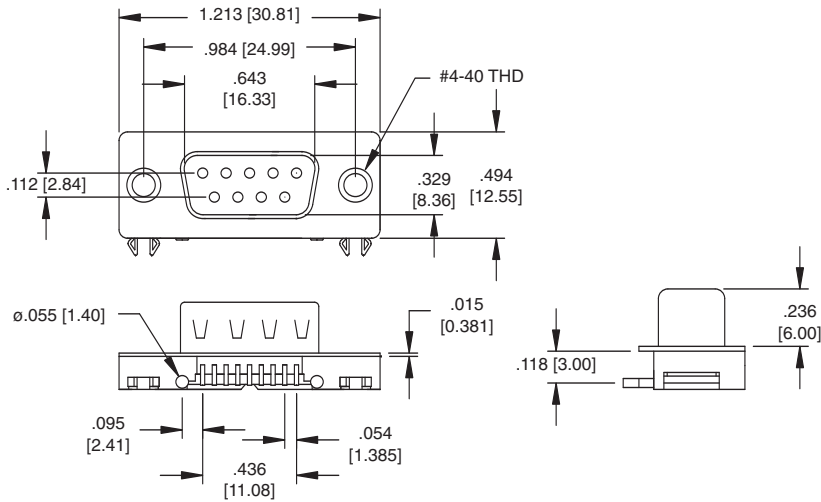
CONTACT / TYPE

PS = Plug Surface Mount
SS = Socket Surface Mount

OPTIONS:

Add designator(s) to end of part number
15 = 15 μ m gold plating in contact area
30 = 30 μ m gold plating in contact area
R = Round jackscrews

9P PLUG


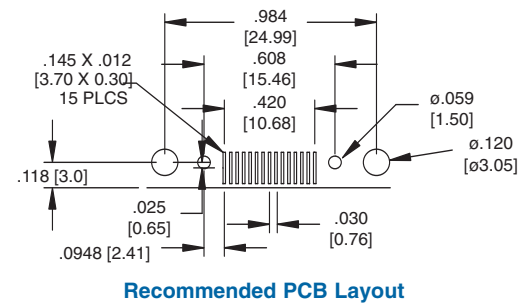
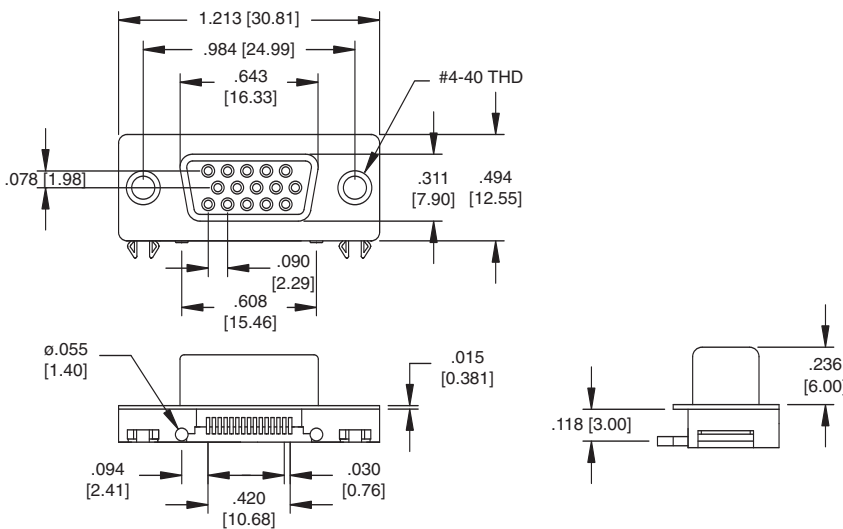


DE09-SS-24



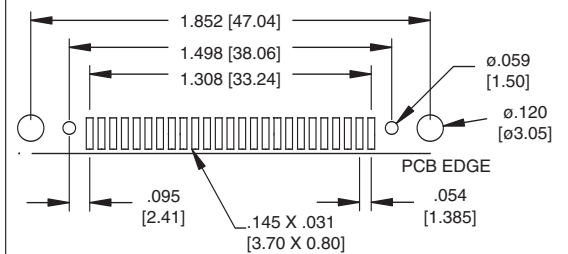
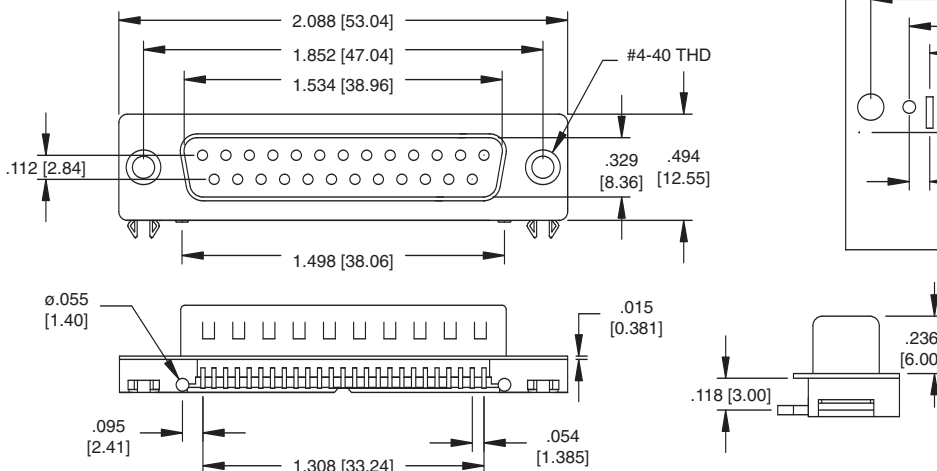
DE09-PS-25

HD15 SOCKET



HDL15-SS-25

25P PLUG



DB25-PS-24