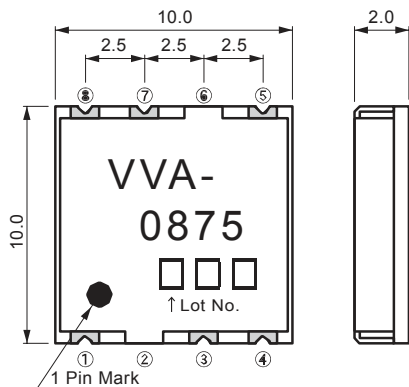


Configuration, Dimensions

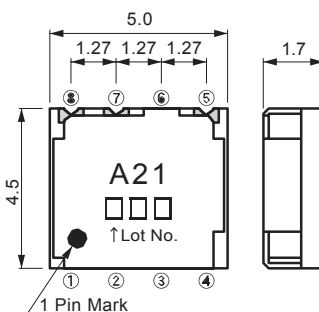
Unit : mm

● VVA001 Series



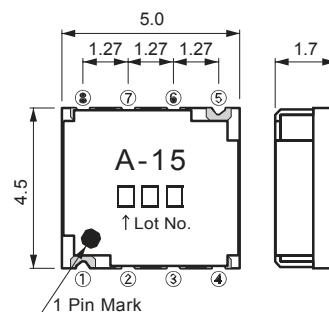
- ①, ②, ③, ④, ⑥.....GND
- ⑤.....OUT
- ⑦.....Vcont
- ⑧.....IN

● VVA541 Series




- ①, ②, ③, ④, ⑥.....GND
- ⑤.....OUT
- ⑦.....Vcont
- ⑧.....IN

● VVA54AA-1500-G



- ①.....IN
- ②, ④, ⑥, ⑧.....GND
- ③.....Vcc
- ⑤.....OUT
- ⑦.....Vcont



Specifications

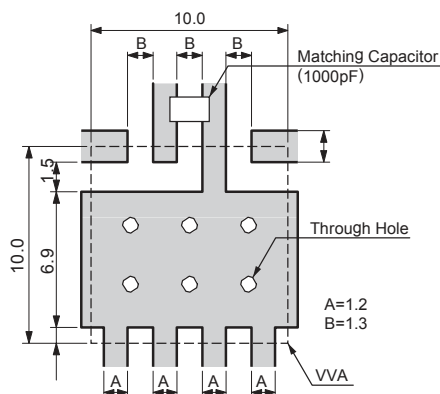
Style No.	Frequency Range [MHz]	Insertion Loss [dB]	Max. Voltage [V]	Max. Input Power [mW]	Vcont Range [V]	Variable Attenuation [dB]	VSWR	Amplitude Flatness [dB]	IM3 [dBc] +5dBm 2 tone. Ave.	Current Consumption [mA]
VVA001E-0290-G	285~295	1.1 max.	18 max.	100 max.	0~5	15 min.	1.4 max.	±0.3 (ATT 0~15dB)	-40 max.	2 max.
VVA001G-0545-G	470~770	1.5 max.	18 max.	100 max.	0~8	20 min.	1.8 max.	3 max. (ATT 0~10dB)	-40 max.	4 max.
VVA001A-0875-G	800~950	1.2 max.	18 max.	100 max.	0~8	20 min.	1.5 max.	0.3 max. (ATT 0~10dB)	-60 max.	4 max.
VVA54AA-1500-G	800~2200	2.2 max.	10 max.	100 max.	0~5 (Vcc=5V)	18 min.	1.8 max.	1.2 max. (ATT 0~10dB)	-50 max.	4 max.
VVA541E-2140-G	2060~2220	1.3 max.	18 max.	100 max.	0~5	5±1	1.3 max.	±0.1	-70 max.	0.4 max.
VVA541E-2140B-G	2060~2220	1.3 max.	18 max.	100 max.	0~5	10±3	1.4 max.	±0.25	-70 max.	0.5 max.
VVA001B-2100-G	2090~2190	1.5 max.	18 max.	100 max.	0~8	20 min.	1.3 max.	0.2 max. (ATT 0~10dB)	-65 max.	4 max.
VVA541B-2100-G	2090~2190	1.5 max.	18 max.	100 max.	0~8	20 min.	1.6 max.	0.3 max. (ATT 0~10dB)	-50 max.	4 max.

Working Temperature Range -20 ~ +85 C

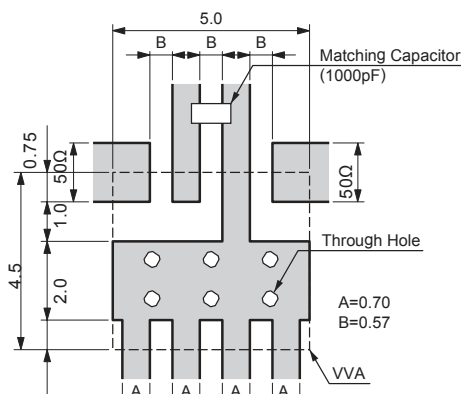
Recommendable Footprint

Unit : mm

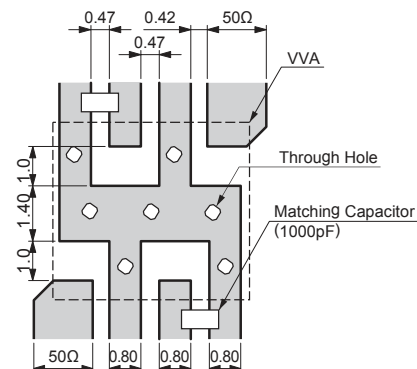
● VVA001 Series



● VVA541 Series (Less than fo=3GHz)



● VVA54AA-1500-G



Variation of Tolerance : ±0.1 mm

In order to guarantee the satisfactory RF GND, the many through hole is recommended.