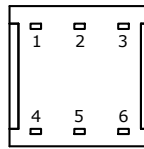
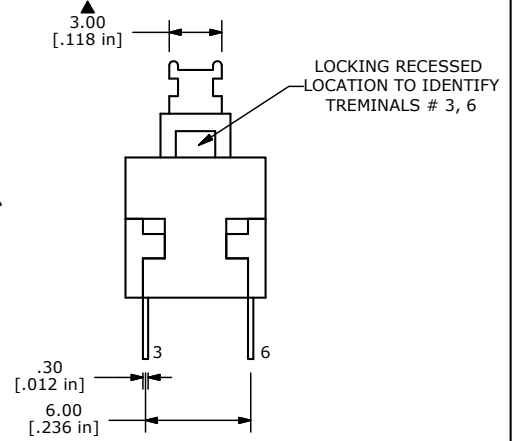
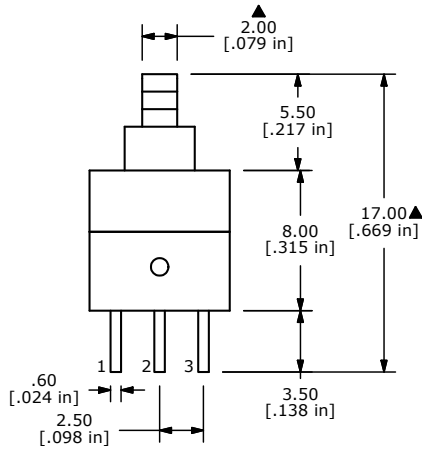
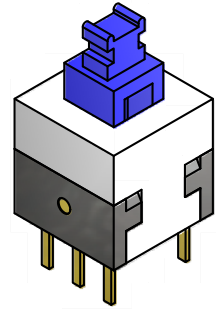
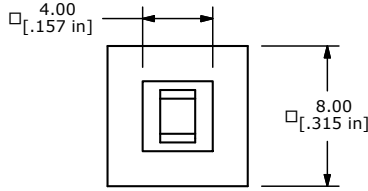


SWITCH FUNCTION	
POS. 1	POS. 2
ON	ON
3-1, 4-6	3-2, 4-5



- NOTES:
1. ALL DIMENSIONS IN mm [INCHES]
 2. GENERAL TOLERANCE: x.x= ±0.4
x.xx=±.25
 3. TERM. NOS. FOR REF. ONLY
 4. RATING: 0.1A; 30V
 5. CONTACT RESISTANCE: 100 mILLI-OHMS MAX.
 6. TIMING: NON-SHORTING
 7. TRAVEL: FULL 2.5mm, LOCK 1.5mm
 - ▲ 8. OPERATING FORCE: 180 ± 50gf
 9. ELECTRICAL LIFE: 10,000 CYCLES MAKE AND BREAK CYCLES AT FULL LOAD
 10. ▲ DENOTE CRITICAL PARAMETER
 11. 2002/95/EC (ROHS) COMPLIANT



D	19713	CORRECTED SWITCH FUNC. TERMINALS	2/24/11	BGL	TITLE TL2285EE				
C	19639	DRAWING UPDATE	2/1/11	BGL					
REV	PCR NO	DESCRIPTION	DATE	BY	SCALE	DATE	DR	DWG	REV
THE INFORMATION CONTAINED IN THIS DOCUMENT IS PROPRIETARY TO E-SWITCH AND IS NOT TO BE COPIED OR TRANSFERRED					3:1	2/1/2011	BGL	P010451	D