



# High Brightness Type Mini-molded chip LEDs

## SML31 \* Series

Package Size (mm)	Blue			Green	
	GaN on SiC	InGaN on SiC			
	428nm	468nm		525nm	
1608 (0603) 1.6×0.8 t=0.8					
	SML310BAT	SML311BBT	SML312BCT	SML311EBT	SML312ECT

Note) "-" will be taken out for emitting color B/E series.

### Absolute Maximum Ratings (Ta=25°C)

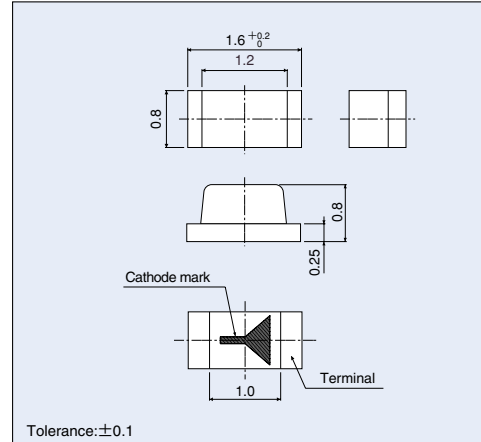
Part No.	Emitting color	Power dissipation Pd (mW)	Forward current IF (mA)	Peak forward current * IFP (mA)	Reverse voltage VR (V)	Operating temperature Topr (°C)	Storage temperature Tstg (°C)
SML310BAT	Blue	94	20	70	5	-30 to +85	-40 to +100
SML311BBT							
SML312BCT							
SML311EBT	Green	84	20	100	5	-30 to +85	-40 to +100
SML312ECT							

\* IFP measured under duty ≤1/10, 1kHz.

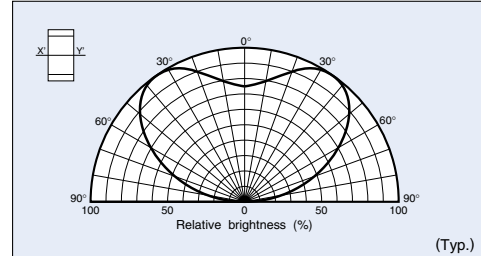
### Electrical Optical Characteristics (Ta=25°C)

Part No.	Resin Color	Forward voltage VF		Reverse current IR		Light wavelength			Brightness Iv		
		Typ. (V)	IF (mA)	Max. (μA)	VR (V)	Peak λp Typ. (nm)	Half-wave Δλ Typ. (nm)	IF (mA)	Min. (mcd)	Typ. (mcd)	IF (mA)
SML310BAT	Transparent Clear	3.8	20	100	5	428	65	20	1.4	3.6	20
SML311BBT		468				26	14		22		
SML312BCT		523				36	22		63		
SML311EBT		518				36	36		90		
SML312ECT		3.8								90	

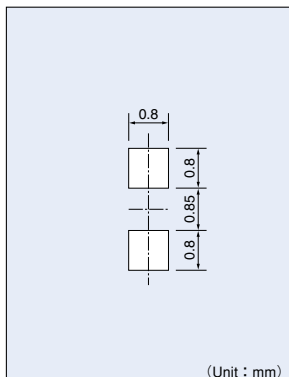
### External Dimensions (Unit : mm)



### Directivity

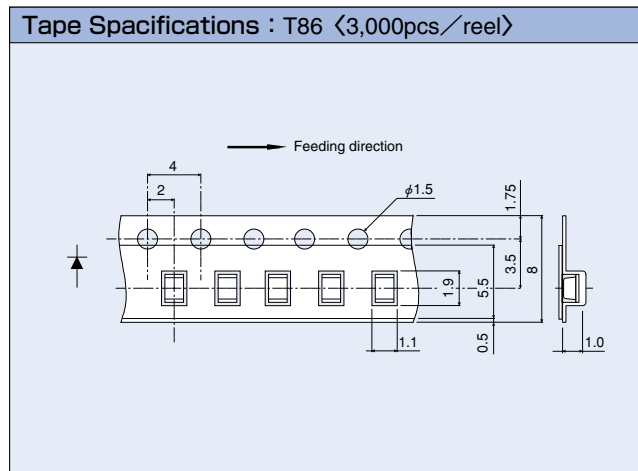


### Recommended Pad Layout

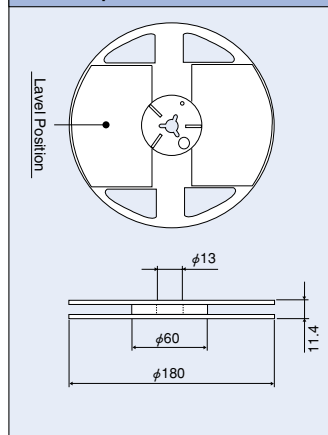


The recommended thickness of the screen mask for soldering is between 100 and 200μm. The hole size of the screen mask should be same as the recommended land pattern or smaller.

### Packaging Specifications (Unit : mm)

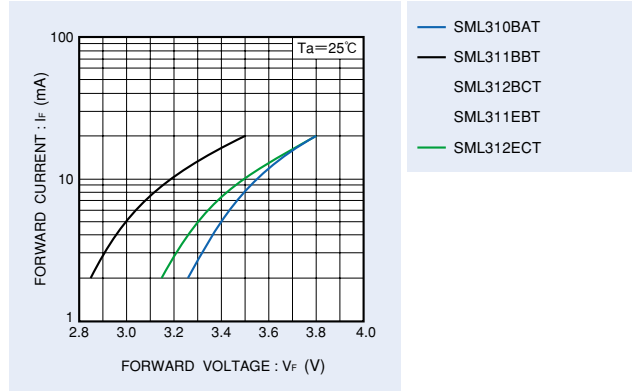


### Reel Specifications

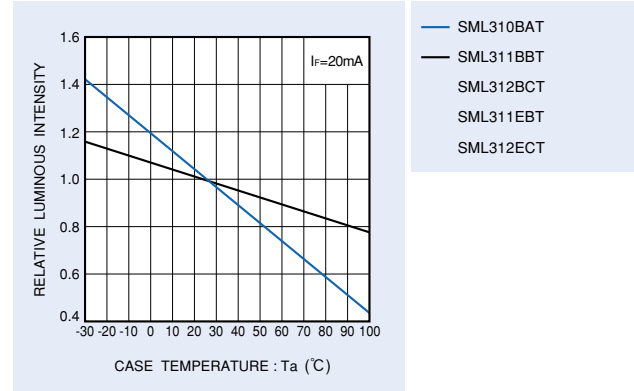


## Electrical Characteristic Curves

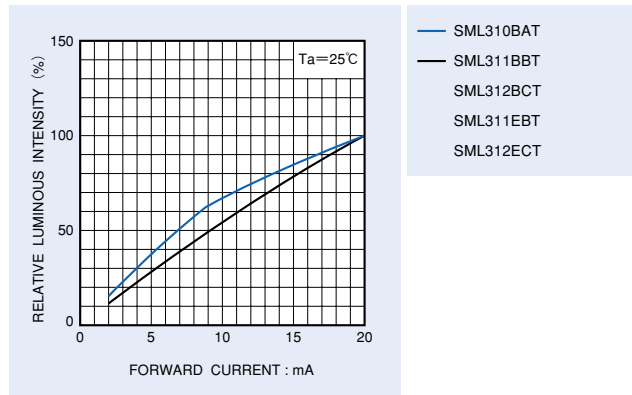
### Forward Current - Forward Voltage



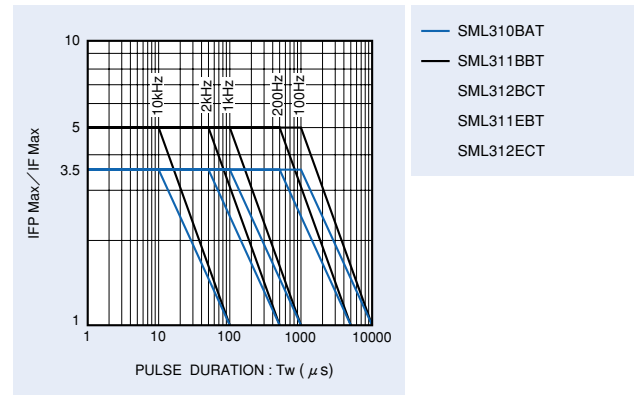
### Relative Luminous Intensity - Case Temperature



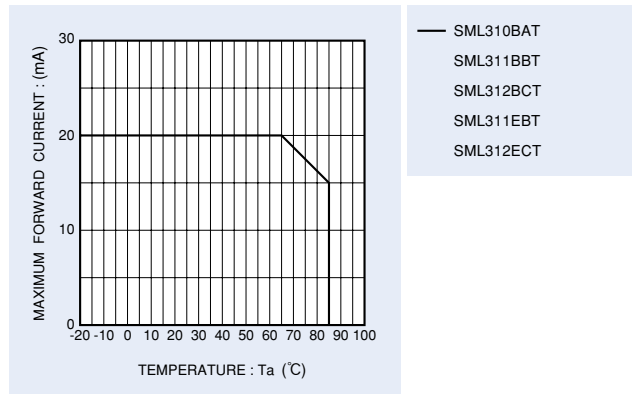
### Relative Luminous Intensity - Forward Current



### Ratio of Maximum Tolerable Peak Current - Pulse Duration



## Derating



### Notes

- No technical content pages of this document may be reproduced in any form or transmitted by any means without prior permission of ROHM CO.,LTD.
- The contents described herein are subject to change without notice. The specifications for the product described in this document are for reference only. Upon actual use, therefore, please request that specifications to be separately delivered.
- Application circuit diagrams and circuit constants contained herein are shown as examples of standard use and operation. Please pay careful attention to the peripheral conditions when designing circuits and deciding upon circuit constants in the set.
- Any data, including, but not limited to application circuit diagrams information, described herein are intended only as illustrations of such devices and not as the specifications for such devices. ROHM CO.,LTD. disclaims any warranty that any use of such devices shall be free from infringement of any third party's intellectual property rights or other proprietary rights, and further, assumes no liability of whatsoever nature in the event of any such infringement, or arising from or connected with or related to the use of such devices.
- Upon the sale of any such devices, other than for buyer's right to use such devices itself, resell or otherwise dispose of the same, no express or implied right or license to practice or commercially exploit any intellectual property rights or other proprietary rights owned or controlled by
- ROHM CO., LTD. is granted to any such buyer.
- Products listed in this document are no antiradiation design.

The products listed in this document are designed to be used with ordinary electronic equipment or devices (such as audio visual equipment, office-automation equipment, communications devices, electrical appliances and electronic toys).

Should you intend to use these products with equipment or devices which require an extremely high level of reliability and the malfunction of which would directly endanger human life (such as medical instruments, transportation equipment, aerospace machinery, nuclear-reactor controllers, fuel controllers and other safety devices), please be sure to consult with our sales representative in advance.

#### About Export Control Order in Japan

Products described herein are the objects of controlled goods in Annex 1 (Item 16) of Export Trade Control Order in Japan.

In case of export from Japan, please confirm if it applies to "objective" criteria or an "informed" (by MITI clause) on the basis of "catch all controls for Non-Proliferation of Weapons of Mass Destruction.