

# SML-01 Series

3020(1208)  
3.0×2.0mm(t=1.3mm)

### Features

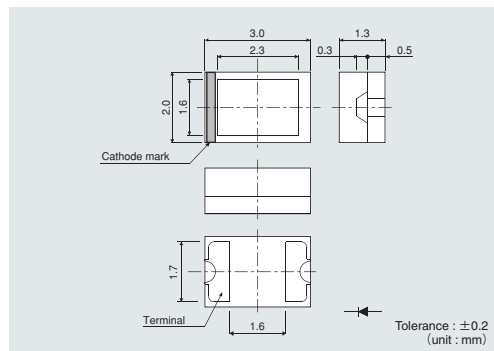
- Reflector type (3.0×2.0mm, t=1.3mm)
- Reflector improved the concentration of viewing angle and luminous intensity to the front direction



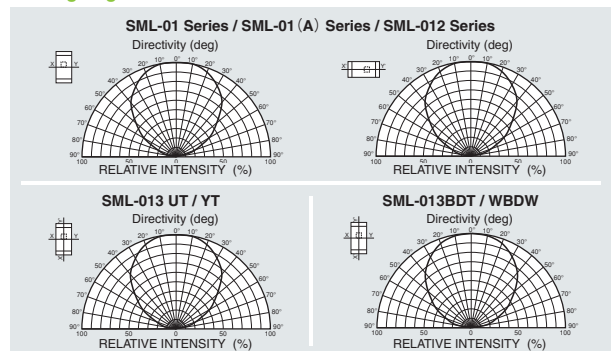
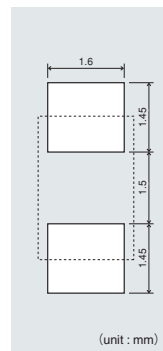
### Specifications

Part No.	Chip Structure	Emitting Color	Absolute Maximum Ratings (Ta=25°C)					Electrical and Optical Characteristics (Ta=25°C)									
			Power Dissipation PD(mW)	Forward Current IF(mA)	Peak Forward Current IFF(mA)	Reverse Voltage VR(V)	Operating Temperature Topr(°C)	Storage Temperature Tstg(°C)	Forward Voltage VF		Reverse Current IR		Dominant Wavelength λD			Luminous Intensity Iv	
							Typ. (V)	IF(mA)	Max. (μA)	VR(V)	Min.*2 (nm)	Typ. (nm)	Max.*2 (nm)	IF(mA)	Min. (mcd)	Typ. (mcd)	IF(mA)
SML-012VT(A)	AlGaInP on GaAs	Red	75	30				2			626	630	636		35.5	71	
SML-012V8T			54	20				2.2			625	630	635		25	63	
SML-013UT			75	30				2			619	624	629		90	220	
SML-012U8T			54	20				2.2							40	100	
SML-012UT			75	30				2			615	620	625		36	100	
SML-011UT			75	30				2							22	63	
SML-012D8T		Orange		54	20				2.2						63	160	
SML-012DT									602	605	608		36	100			
SML-011DT									2	10			22	63			
SML-012WT(A)													140	280			
SML-012Y8T	Yellow		54	20				2.2						40	100		
SML-013YT								2.1	20	5	587	590	593	20	100	250	20
SML-012YT			75	30				2							36	100	
SML-011YT			75	30				2							22	63	
SML-012M8T	Yellowish Green		54	20				2.2			569	572	575		16	40	
SML-012P8T			Green								557	560	563		2.5	6.3	
SML-012PT(A)				62	25	60*1			2.1			558	560	564		9	18
SML012ECT	InGaN on SiC	Bluish Green	84					3.3			520	525	535		140	360	
SML012EC4T			78					3.2							56	140	
SML013BDT		Blue		20	100*1					100					90	250	
SML012BCT			84					3.3			465	470	475		36	100	
SML012BC4T			84											22	36		
SML013WBW		White									(x, y) (0.30, 0.30)			360	900		

### Dimensions



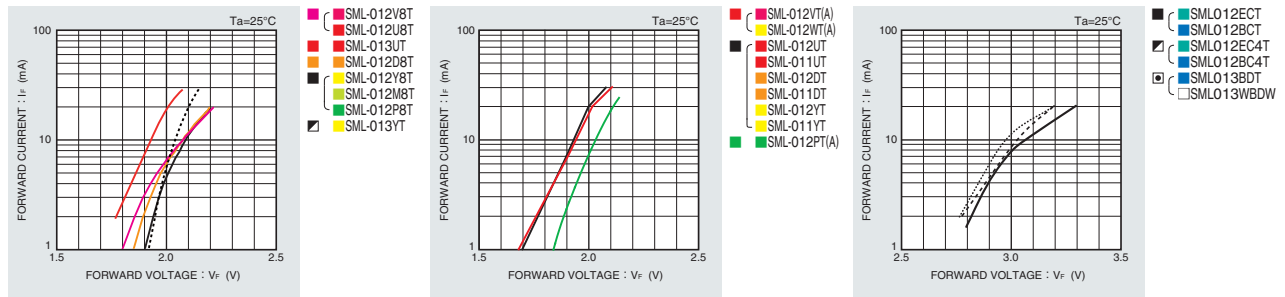
### Recommended Solder Pattern Viewing Angle



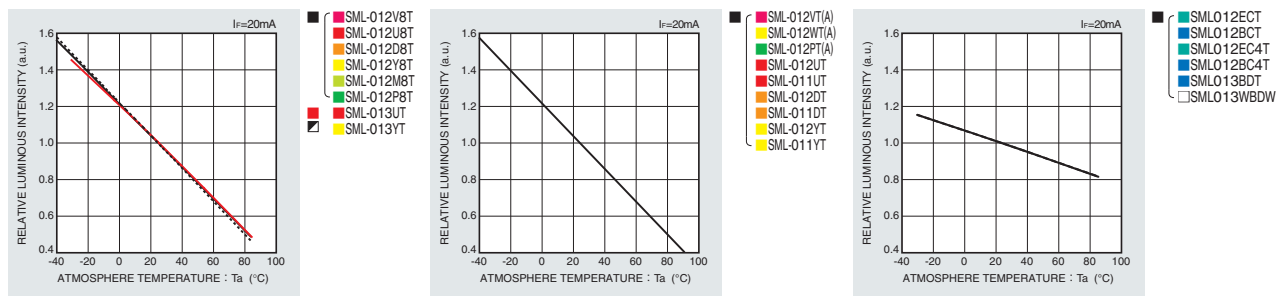
\* 1:Duty1/10, 1kHz / \* 2:Reference

Electrical Characteristics Curves

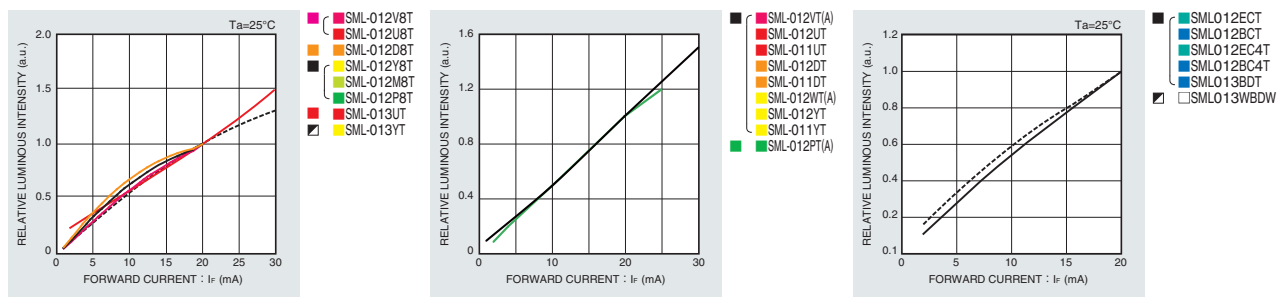
Forward Current-Forward Voltage



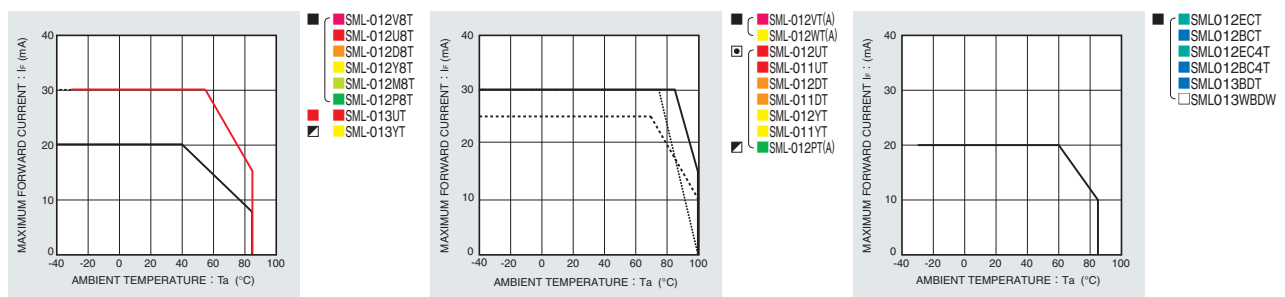
Luminous Intensity-Atmosphere Temperature



Luminous Intensity-Forward Current



Derating



## Notes

No copying or reproduction of this document, in part or in whole, is permitted without the consent of ROHM Co.,Ltd.

The content specified herein is subject to change for improvement without notice.

The content specified herein is for the purpose of introducing ROHM's products (hereinafter "Products"). If you wish to use any such Product, please be sure to refer to the specifications, which can be obtained from ROHM upon request.

Examples of application circuits, circuit constants and any other information contained herein illustrate the standard usage and operations of the Products. The peripheral conditions must be taken into account when designing circuits for mass production.

Great care was taken in ensuring the accuracy of the information specified in this document. However, should you incur any damage arising from any inaccuracy or misprint of such information, ROHM shall bear no responsibility for such damage.

The technical information specified herein is intended only to show the typical functions of and examples of application circuits for the Products. ROHM does not grant you, explicitly or implicitly, any license to use or exercise intellectual property or other rights held by ROHM and other parties. ROHM shall bear no responsibility whatsoever for any dispute arising from the use of such technical information.

The Products specified in this document are intended to be used with general-use electronic equipment or devices (such as audio visual equipment, office-automation equipment, communication devices, electronic appliances and amusement devices).

The Products specified in this document are not designed to be radiation tolerant.

While ROHM always makes efforts to enhance the quality and reliability of its Products, a Product may fail or malfunction for a variety of reasons.

Please be sure to implement in your equipment using the Products safety measures to guard against the possibility of physical injury, fire or any other damage caused in the event of the failure of any Product, such as derating, redundancy, fire control and fail-safe designs. ROHM shall bear no responsibility whatsoever for your use of any Product outside of the prescribed scope or not in accordance with the instruction manual.

The Products are not designed or manufactured to be used with any equipment, device or system which requires an extremely high level of reliability the failure or malfunction of which may result in a direct threat to human life or create a risk of human injury (such as a medical instrument, transportation equipment, aerospace machinery, nuclear-reactor controller, fuel-controller or other safety device). ROHM shall bear no responsibility in any way for use of any of the Products for the above special purposes. If a Product is intended to be used for any such special purpose, please contact a ROHM sales representative before purchasing.

If you intend to export or ship overseas any Product or technology specified herein that may be controlled under the Foreign Exchange and the Foreign Trade Law, you will be required to obtain a license or permit under the Law.



Thank you for your accessing to ROHM product informations.  
More detail product informations and catalogs are available, please contact us.

### ROHM Customer Support System

<http://www.rohm.com/contact/>