

Technical Data Sheet

Side Face Silicon Phototransistor

PT2559B/L2/H2-F

Features

- Fast response time
- High photo sensitivity
- Pb free
- This product itself will remain within RoHS compliant version.



Descriptions

- PT2559B/L2/H2-F is a high speed and high sensitive dual phototransistor molded in a black plastic package with flat side view.
- The device is spectrally matched with IR emitters.

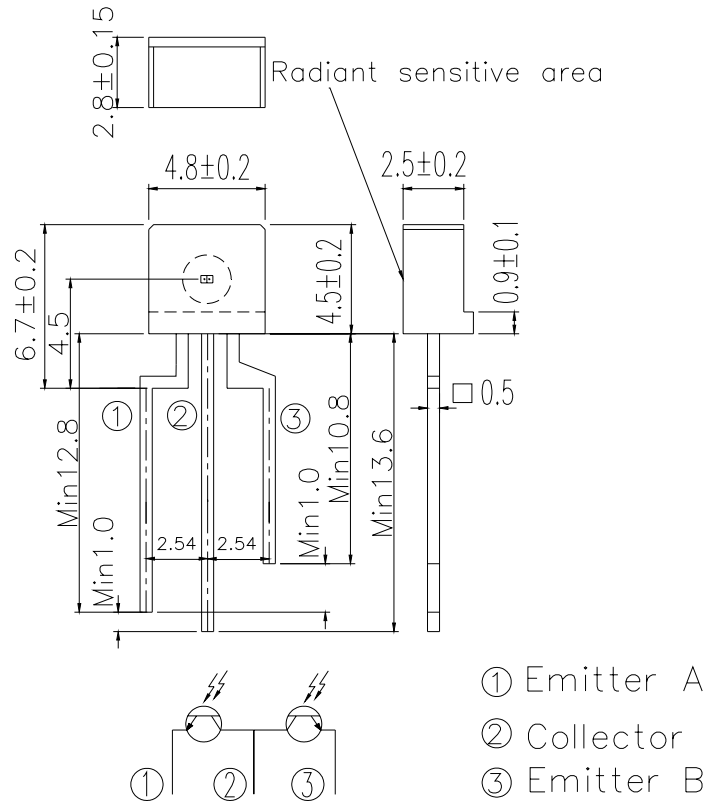
Applications

- Mouse
- Optoelectronic Switch
- Photo Interrupter

Device Selection Guide

LED Part No.	Chip	Lens Color
	Material	
PT2559B/L2/H2-F	Silicon	Black

..

Package Dimensions


- Notes:** 1. All dimensions are in millimeters
 2. Tolerances unless dimensions $\pm 0.25\text{mm}$

Absolute Maximum Ratings ($T_a=25^\circ\text{C}$)

Parameter	Symbol	Rating	Units
Collector-Emitter Voltage	V_{CEO}	30	V
Emitter-Collector-Voltage	V_{ECO}	5	V
Collector Current	I_C	20	mA
Operating Temperature	T_{opr}	-25 ~ +85 $^\circ\text{C}$	$^\circ\text{C}$
Storage Temperature	T_{stg}	-40 ~ +85 $^\circ\text{C}$	$^\circ\text{C}$
Lead Soldering Temperature(*1)	T_{sol}	260	$^\circ\text{C}$
Power Dissipation at (or below) 25 $^\circ\text{C}$ Free Air Temperature	P_D	75	mW

Notes: *1: Soldering time ≤ 5 seconds.

Electro-Optical Characteristics (Ta=25°C)

Parameter	Symbol	Condition	Min	Typ	Max	Unit
Collector – Emitter Breakdown Voltage	BV_{CEO}	$I_C=100\ \mu A$ $E_e=0mW/cm^2$	30	---	---	V
Emitter-Collector Breakdown Voltage	BV_{ECO}	$I_E=100\ \mu A$ $E_e=0mW/cm^2$	5	---	---	V
Collector-Emitter Saturation Voltage	$V_{CE(sat)}$	$I_C=2mA$ $E_e=1mW/cm^2$	---	---	0.4	V
Rise Time	t_r	$V_{CE}=5V$ $I_C=1mA$ $R_L=1000\ \Omega$	---	15	---	μS
Fall Time	t_f		---	15	---	
Collector Dark Current	I_{CEO}	$E_e=0mW/cm^2$ $V_{CE}=20V$	---	---	100	nA
On State Collector Current	$I_{C(on)}$	$V_{CE}=5V,$ $E_e=0.555mW/cm^2$	129	---	1085	μA
Wavelength of Peak Sensitivity	λ_p	---	---	940	---	nm
Rang of Spectral Bandwidth	$\lambda_{0.5}$	---	760	---	1100	nm

Typical Electro-Optical Characteristics Curves

Fig.1 Power Dissipation vs. Ambient Temperature

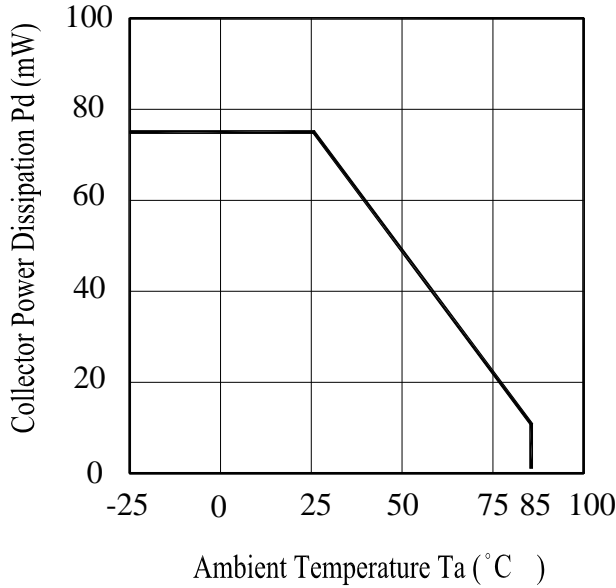


Fig.2 Spectral Sensitivity

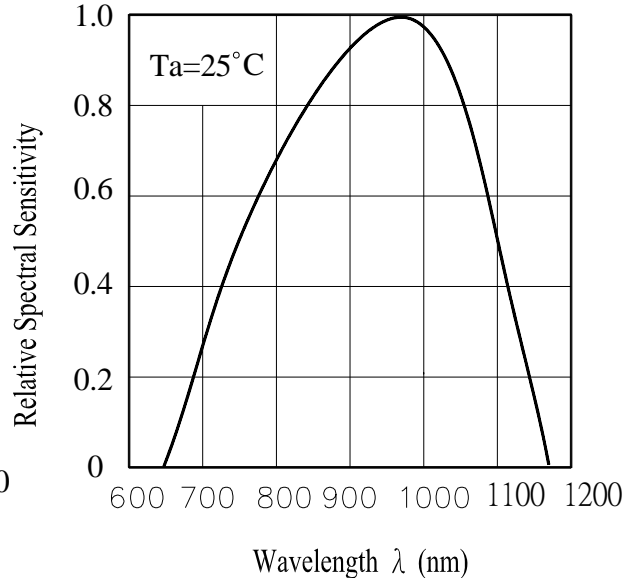


Fig.3 Dark Current vs. Ambient Temperature

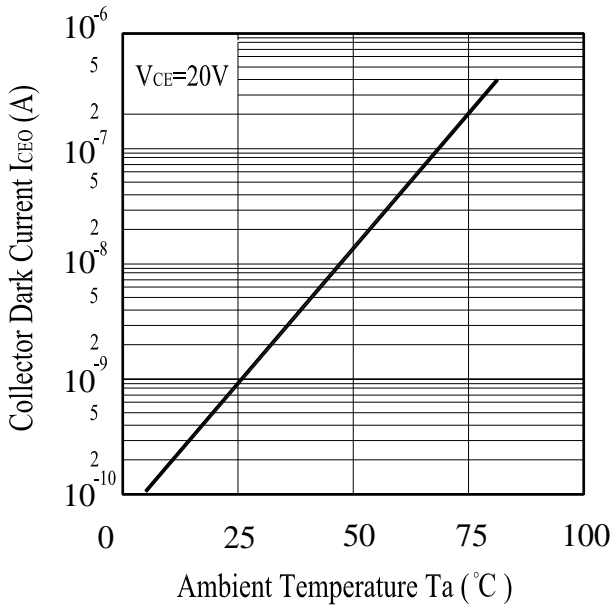
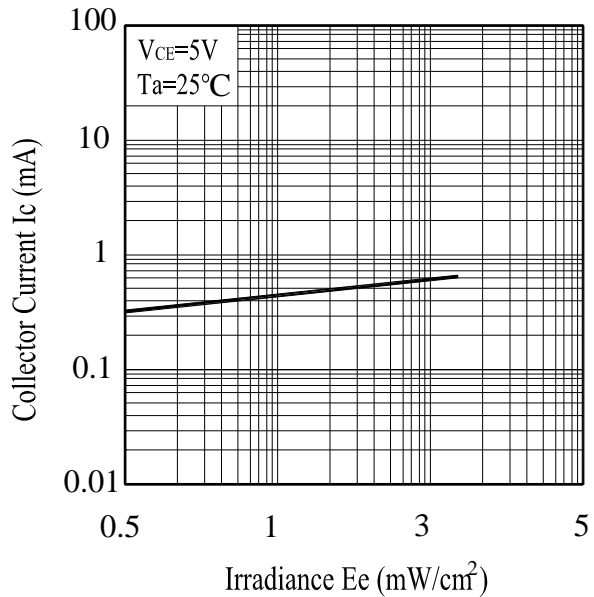


Fig. 4 Reverse Light Current vs. Ee



Typical Electro-Optical Characteristics Curves

Fig.5 Terminal Capacitance vs.
Reverse Voltage

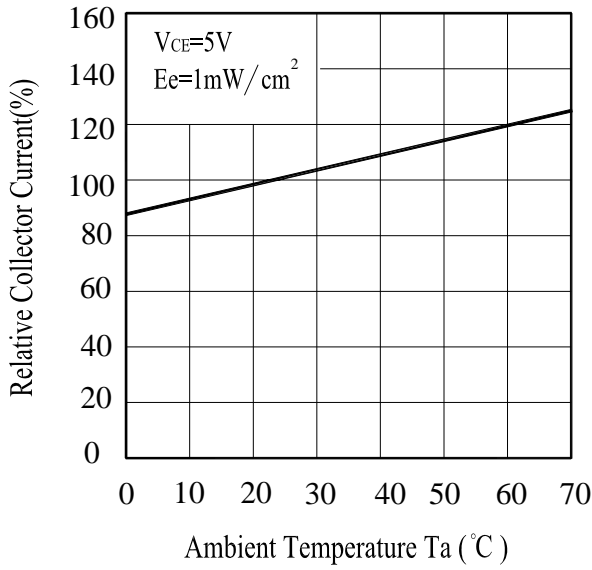
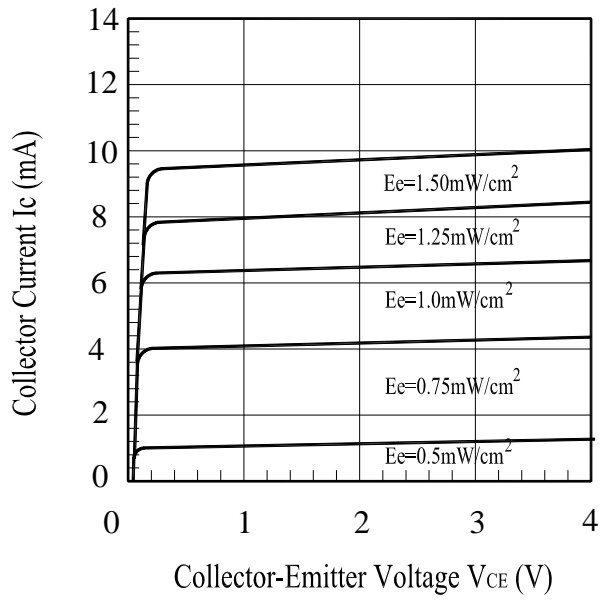


Fig.6 Response Time vs.
Load Resistance



Reliability Test Item And Condition

The reliability of products shall be satisfied with items listed below.

Confidence level : 90%

LTPD : 10%

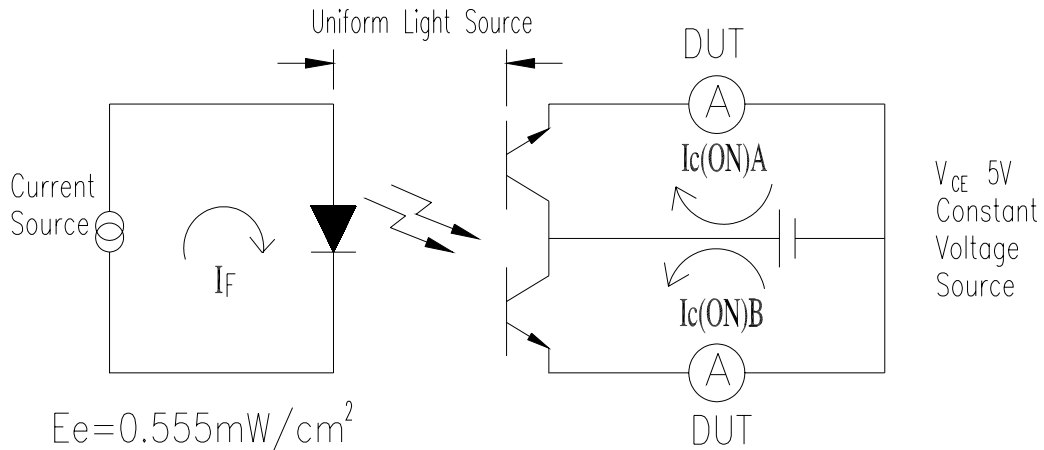
NO.	Item	Test Conditions	Test Hours/ Cycles	Sample Sizes	Failure Judgement Criteria	Ac/Re
1	Solder Heat	TEMP. : 260°C	10secs	22pcs	$I_{C(ON)} \leq L \times 0.8$ L : the initial test value	0/1
2	Temperature Cycle	H : +100°C 15mins \updownarrow 5mins L : -40°C 15mins	300Cycles	22pcs		0/1
3	Thermal Shock	H : +100°C 5mins \updownarrow 10secs L : -10°C 5mins	300Cycles	22pcs		0/1
4	High Temperature Storage	TEMP. : +100°C	1000hrs	22pcs		0/1
5	Low Temperature Storage	TEMP. : -40°C	1000hrs	22pcs		0/1
6	DC Operating Life	$V_{CE}=5V$	1000hrs	22pcs		0/1
7	High Temperature/ High Humidity	85°C / 85% R.H	1000hrs	22pcs		0/1

■ **Test Method For On State Collector Current :**

Condition : $E_e=0.555\text{mW/cm}^2$, $V_{CE}=5\text{V}$

Test Item : Collector Current [$I_{C(ON)}$]

Unit : μA



■ **To Distinguish Intensity:**

Condition: $V_{CE}=5\text{V}$ $E_e:0.555\text{mW/cm}^2$




A Ranks

Color Code	Ranks	Symbol	Min	Typ	Max	Unit	Test Condition
Red	A1	$I_{C(ON)}$	129	---	226	μA	$E_e=0.555\text{mW/cm}^2$ $V_{CE}=5\text{V}$
Blue	A2	$I_{C(ON)}$	195	---	306	μA	$E_e=0.555\text{mW/cm}^2$ $V_{CE}=5\text{V}$
Yellow	A3	$I_{C(ON)}$	262	---	380	μA	$E_e=0.555\text{mW/cm}^2$ $V_{CE}=5\text{V}$
Silver	A4	$I_{C(ON)}$	330	---	461	μA	$E_e=0.555\text{mW/cm}^2$ $V_{CE}=5\text{V}$
Green	A5	$I_{C(ON)}$	398	---	544	μA	$E_e=0.555\text{mW/cm}^2$ $V_{CE}=5\text{V}$
Purple	A6	$I_{C(ON)}$	468	---	625	μA	$E_e=0.555\text{mW/cm}^2$ $V_{CE}=5\text{V}$
White	A7	$I_{C(ON)}$	536	---	703	μA	$E_e=0.555\text{mW/cm}^2$ $V_{CE}=5\text{V}$
Brown	A8	$I_{C(ON)}$	604	---	785	μA	$E_e=0.555\text{mW/cm}^2$ $V_{CE}=5\text{V}$
Orange	A9	$I_{C(ON)}$	673	---	862	μA	$E_e=0.555\text{mW/cm}^2$ $V_{CE}=5\text{V}$
Golden	A10	$I_{C(ON)}$	742	---	944	μA	$E_e=0.555\text{mW/cm}^2$ $V_{CE}=5\text{V}$
Pink	A11	$I_{C(ON)}$	812	---	1018	μA	$E_e=0.555\text{mW/cm}^2$ $V_{CE}=5\text{V}$
Red,Blue	A12	$I_{C(ON)}$	882	---	1085	μA	$E_e=0.555\text{mW/cm}^2$ $V_{CE}=5\text{V}$

Packing Quantity Specification

1. 1000Pcs/1Bag , 8Bags/1Box
2. 10Boxes/1Carton

Label Form Specification

EVERLIGHT		CPN: Customer's Production Number
CPN:		P/N : Production Number
P/N:		QTY: Packing Quantity
	PT2559B/L2/H2-F	CAT: Ranks
QTY:		HUE: Peak Wavelength
CAT:		REF: Reference
HUE:		LOT No: Lot Number
REF:		
LOT NO:		

Notes

1. Above specification may be changed without notice. EVERLIGHT will reserve authority on material change for above specification.
2. When using this product, please observe the absolute maximum ratings and the instructions for using outlined in these specification sheets. EVERLIGHT assumes no responsibility for any damage resulting from use of the product which does not comply with the absolute maximum ratings and the instructions included in these specification sheets.
3. These specification sheets include materials protected under copyright of EVERLIGHT corporation. Please don't reproduce or cause anyone to reproduce them without EVERLIGHT's consent.

EVERLIGHT ELECTRONICS CO., LTD.
Office: No 25, Lane 76, Sec 3, Chung Yang Rd,
Tucheng, Taipei 236, Taiwan, R.O.C

Tel: 886-2-2267-2000, 2267-9936
Fax: 886-2267-6244, 2267-6189, 2267-6306
<http://www.everlight.com>