

# Technical Data Sheet


## Side Face Silicon Phototransistor

---

### PT2559B/L2-F

#### Features

- Fast response time
- High photo sensitivity
- Pb free
- This product itself will remain within RoHS compliant version.



#### Descriptions

- PT2559B/L2-F is a high speed and high sensitive dual phototransistor molded in a black plastic package with flat side view.
- The device is spectrally matched with IR emitters.

#### Applications

- Mouse
- Optoelectronic Switch
- Photo Interrupter

#### Device Selection Guide

LED Part No.	Chip	Lens Color
	Material	
PT2559B/L2-F	Silicon	Black



**Electro-Optical Characteristics (Ta=25°C)**

Parameter	Symbol	Condition	Min	Typ	Max	Unit
Collector – Emitter Breakdown Voltage	$BV_{CEO}$	$I_C=100\ \mu A$ $E_e=0mW/cm^2$	30	---	---	V
Emitter-Collector Breakdown Voltage	$BV_{ECO}$	$I_E=100\ \mu A$ $E_e=0mW/cm^2$	5	---	---	V
Collector-Emitter Saturation Voltage	$V_{CE(sat)}$	$I_C=2mA$ $E_e=1mW/cm^2$	---	---	0.4	V
Rise Time	$t_r$	$V_{CE}=5V$ $I_C=1mA$ $R_L=1000\ \Omega$	---	15	---	$\mu S$
Fall Time	$t_f$		---	15	---	
Collector Dark Current	$I_{CEO}$	$E_e=0mW/cm^2$ $V_{CE}=20V$	---	---	100	nA
On State Collector Current	$I_{C(on)}$	$V_{CE}=5V,$ $E_e=0.555mW/cm^2$	129	---	1085	$\mu A$
Wavelength of Peak Sensitivity	$\lambda_p$	---	---	940	---	nm
Rang of Spectral Bandwidth	$\lambda_{0.5}$	---	760	---	1100	nm

**Typical Electro-Optical Characteristics Curves**

Fig.1 Power Dissipation vs. Ambient Temperature

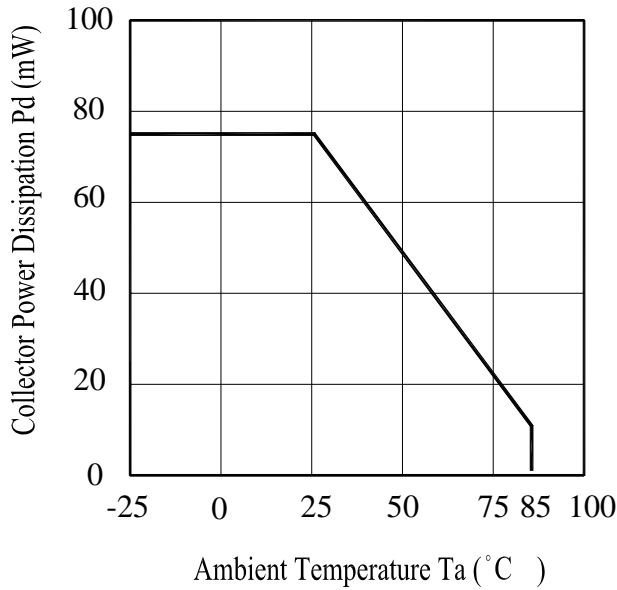


Fig.2 Spectral Sensitivity

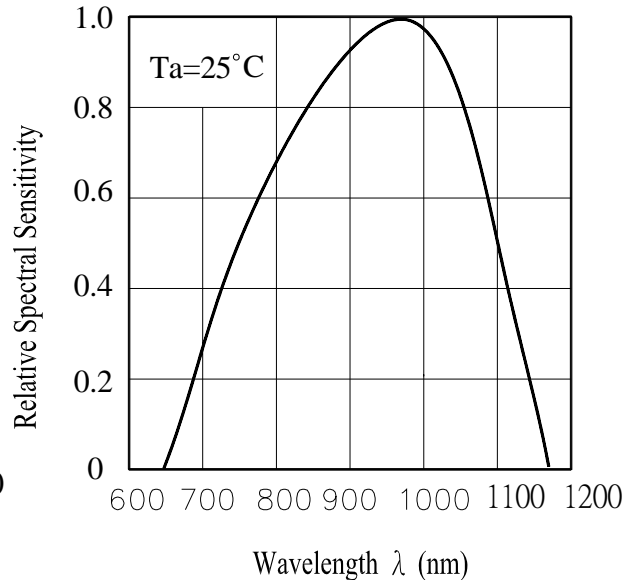


Fig.3 Dark Current vs. Ambient Temperature

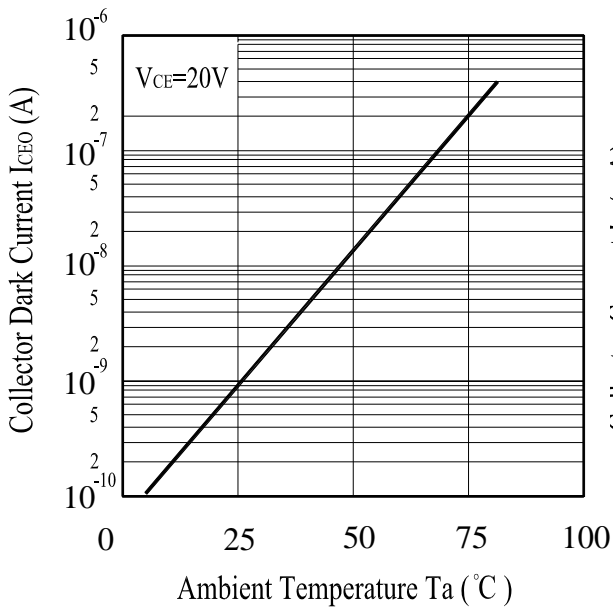
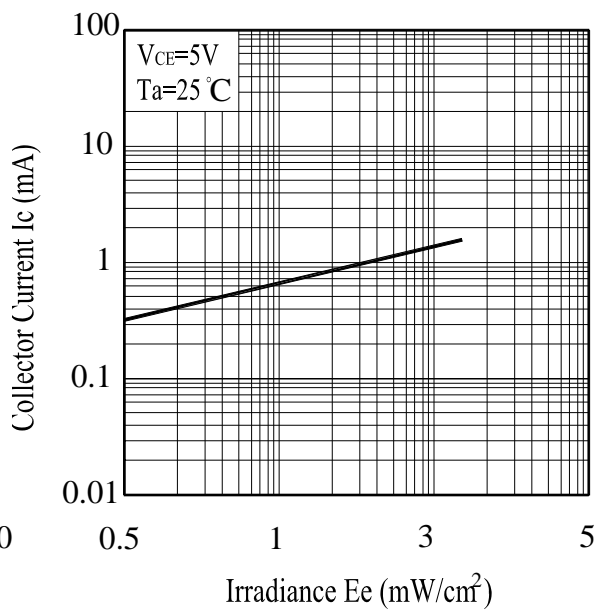


Fig. 4 Reverse Light Current vs.  $E_e$



**Typical Electro-Optical Characteristics Curves**

Fig.5 Terminal Capacitance vs.  
Reverse Voltage

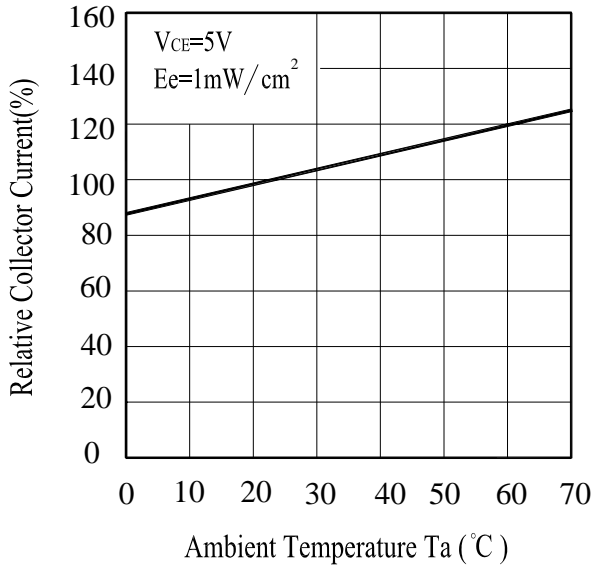
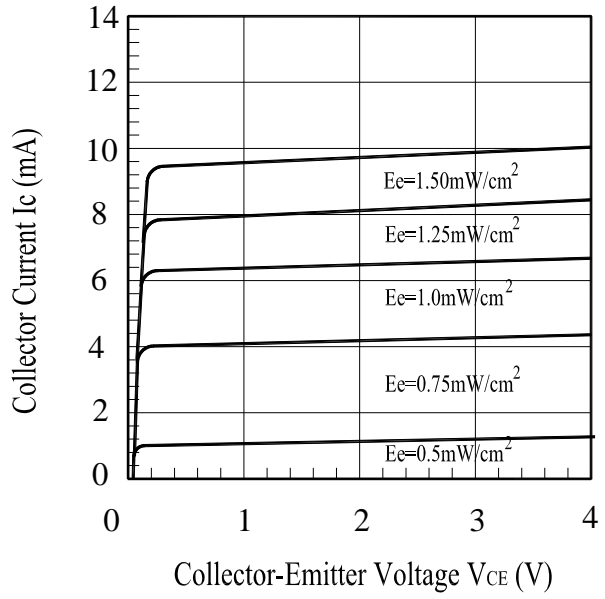


Fig.6 Response Time vs.  
Load Resistance



**Reliability Test Item And Condition**

The reliability of products shall be satisfied with items listed below.

Confidence level : 90%

LTPD : 10%

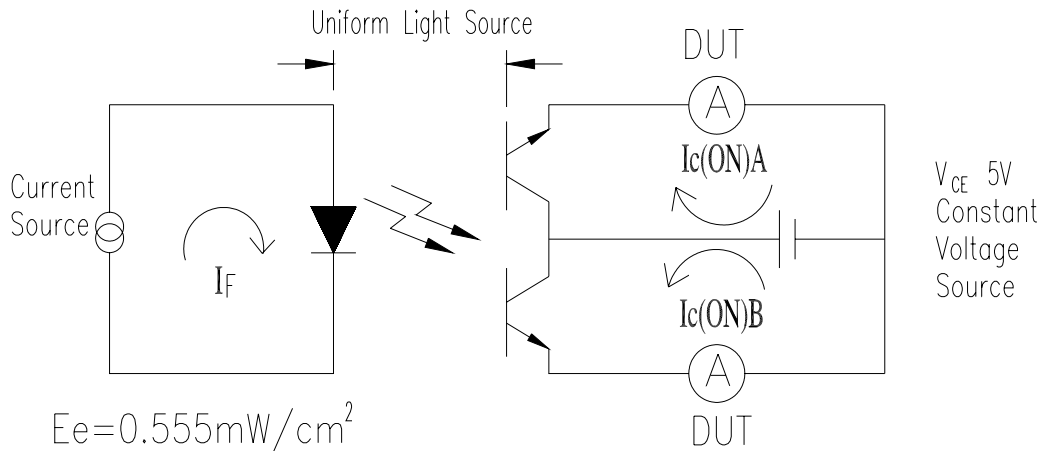
NO.	Item	Test Conditions	Test Hours/ Cycles	Sample Sizes	Failure Judgement Criteria	Ac/Re
1	Solder Heat	TEMP. : 260°C	10secs	22pcs	$I_{C(ON)} \leq L \times 0.8$  L : the initial test value	0/1
2	Temperature Cycle	H : +100°C    15mins ↑ 5mins ↓ L : -40°C    15mins	300Cycles	22pcs		0/1
3	Thermal Shock	H : +100°C    5mins ↑ 10secs ↓ L : -10°C    5mins	300Cycles	22pcs		0/1
4	High Temperature Storage	TEMP. : +100°C	1000hrs	22pcs		0/1
5	Low Temperature Storage	TEMP. : -40°C	1000hrs	22pcs		0/1
6	DC Operating Life	$V_{CE}=5V$	1000hrs	22pcs		0/1
7	High Temperature/ High Humidity	85°C / 85% R.H	1000hrs	22pcs		0/1

■ **Test Method For On State Collector Current :**

Condition :  $E_e=0.555\text{mW/cm}^2$  ,  $V_{CE}=5\text{V}$

Test Item : Collector Current [ $I_{C(ON)}$ ]

Unit :  $\mu\text{A}$



■ **To Distinguish Intensity:**

**Condition:**  $V_{CE}=5\text{V}$   $E_e=0.555\text{mW/cm}^2$

**A Ranks**

Color Code	Ranks	Symbol	Min	Typ	Max	Unit	Test Condition
Red	A1	$I_{C(ON)}$	129	---	226	$\mu\text{A}$	$E_e=0.555\text{mW/cm}^2$ $V_{CE}=5\text{V}$
Blue	A2	$I_{C(ON)}$	195	---	306	$\mu\text{A}$	$E_e=0.555\text{mW/cm}^2$ $V_{CE}=5\text{V}$
Yellow	A3	$I_{C(ON)}$	262	---	380	$\mu\text{A}$	$E_e=0.555\text{mW/cm}^2$ $V_{CE}=5\text{V}$
Silver	A4	$I_{C(ON)}$	330	---	461	$\mu\text{A}$	$E_e=0.555\text{mW/cm}^2$ $V_{CE}=5\text{V}$
Green	A5	$I_{C(ON)}$	398	---	544	$\mu\text{A}$	$E_e=0.555\text{mW/cm}^2$ $V_{CE}=5\text{V}$
Purple	A6	$I_{C(ON)}$	468	---	625	$\mu\text{A}$	$E_e=0.555\text{mW/cm}^2$ $V_{CE}=5\text{V}$
White	A7	$I_{C(ON)}$	536	---	703	$\mu\text{A}$	$E_e=0.555\text{mW/cm}^2$ $V_{CE}=5\text{V}$
Brown	A8	$I_{C(ON)}$	604	---	785	$\mu\text{A}$	$E_e=0.555\text{mW/cm}^2$ $V_{CE}=5\text{V}$
Orange	A9	$I_{C(ON)}$	673	---	862	$\mu\text{A}$	$E_e=0.555\text{mW/cm}^2$ $V_{CE}=5\text{V}$
Golden	A10	$I_{C(ON)}$	742	---	944	$\mu\text{A}$	$E_e=0.555\text{mW/cm}^2$ $V_{CE}=5\text{V}$
Pink	A11	$I_{C(ON)}$	812	---	1018	$\mu\text{A}$	$E_e=0.555\text{mW/cm}^2$ $V_{CE}=5\text{V}$
Red,Blue	A12	$I_{C(ON)}$	882	---	1085	$\mu\text{A}$	$E_e=0.555\text{mW/cm}^2$ $V_{CE}=5\text{V}$

\*  $I_{C(ON)} = [I_{C(ON)A} + I_{C(ON)B}] / 2$



**PT2559B/L2-F**

### Packing Quantity Specification

1. 1000Pcs/1Bag , 8Bags/1Box
2. 10Boxes/1Carton

EVERLIGHT

CPN:

P/N:



PT2559B/L2-F

QTY:



LOT NO:



CAT:

HUE:

REF:

### Label Form Specification

CPN: Customer's Production Number

P/N : Production Number

QTY: Packing Quantity

CAT: Ranks

HUE: Peak Wavelength

REF: Reference

LOT No: Lot Number

### Notes

1. Above specification may be changed without notice. EVERLIGHT will reserve authority on material change for above specification.
2. When using this product, please observe the absolute maximum ratings and the instructions for using outlined in these specification sheets. EVERLIGHT assumes no responsibility for any damage resulting from use of the product which does not comply with the absolute maximum ratings and the instructions included in these specification sheets.
3. These specification sheets include materials protected under copyright of EVERLIGHT corporation. Please don't reproduce or cause anyone to reproduce them without EVERLIGHT's consent.

**EVERLIGHT ELECTRONICS CO., LTD.**

Office: No 25, Lane 76, Sec 3, Chung Yang Rd,  
Tucheng, Taipei 236, Taiwan, R.O.C

Tel: 886-2-2267-2000, 2267-9936

Fax: 886-2267-6244, 2267-6189, 2267-6306

<http://www.everlight.com>