

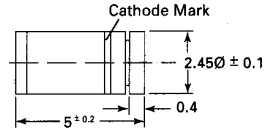
ZM 4728 ... ZM 4764

Silicon Planar Power Zener Diodes

for use in stabilizing and clipping circuits with high power rating. Standard Zener voltage tolerance is $\pm 10\%$. Add suffix "A" for $\pm 5\%$ tolerance. Other tolerances available upon request.

These diodes are also available in DO-41 case with the type designation 1N4728 ... 1N4764

These diodes are delivered taped.
Details see "Taping".



Glass case MELF

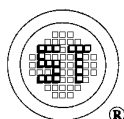
Weight approx. 0.25g
Dimensions in mm

Absolute Maximum Ratings ($T_a = 25^\circ\text{C}$)

| | Symbol | Value | Unit |
|--|-----------|-----------------|------------------|
| Zener Current see Table "Characteristics" | | | |
| Power Dissipation at $T_{amb} = 25^\circ\text{C}$ | P_{tot} | 1 ¹⁾ | W |
| Junction Temperature | T_j | +175 | $^\circ\text{C}$ |
| Storage Temperature Range | T_s | -65 to + 175 | $^\circ\text{C}$ |
| ¹⁾ Valid provided that electrodes are kept at ambient temperature | | | |

Characteristics at $T_{amb} = 25^\circ\text{C}$

| | Symbol | Min. | Typ. | Max. | Unit |
|--|-----------|------|------|-------------------|------|
| Thermal Resistance Junction to Ambient Air | R_{thA} | - | - | 170 ¹⁾ | K/W |
| Forward Voltage at $I_F = 200$ mA | V_F | - | - | 1.2 | V |
| ¹⁾ Valid provided that electrodes are kept at ambient temperature | | | | | |



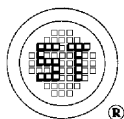
SEMTECH ELECTRONICS LTD.
(wholly owned subsidiary of HONEY TECHNOLOGY LTD.)



ZM 4728 ... ZM 4764

| Type | Nominal Zener voltage ³⁾ at V_z , V | Test current I_{ZT} , mA | Maximum Zener Impedance ¹⁾ | | | Maximum reverse leakage current | | Surge current at $T_A = 25^\circ\text{C}$ I_R , mA | Maximum regulator current ²⁾ I_{ZM} , mA |
|--------|--|-------------------------------|---------------------------------------|---------------------|---------------------|---------------------------------|-----------------|---|--|
| | | | at I_{ZT} Z_{ZT} , Ω | Z_{ZK} , Ω | at I_{ZK} , mA | I_R , μA | at V_R , V | | |
| ZM4728 | 3.3 | 76 | 10 | 400 | 1.0 | 150 | 1 | 1375 | 275 |
| ZM4729 | 3.6 | 69 | 10 | 400 | 1.0 | 100 | 1 | 1260 | 252 |
| ZM4730 | 3.9 | 64 | 9 | 400 | 1.0 | 100 | 1 | 1190 | 234 |
| ZM4731 | 4.3 | 58 | 9 | 400 | 1.0 | 50 | 1 | 1070 | 217 |
| ZM4732 | 4.7 | 53 | 8 | 500 | 1.0 | 10 | 1 | 970 | 193 |
| ZM4733 | 5.1 | 49 | 7 | 550 | 1.0 | 10 | 1 | 890 | 178 |
| ZM4734 | 5.6 | 45 | 5 | 600 | 1.0 | 10 | 2 | 810 | 162 |
| ZM4735 | 6.2 | 41 | 2 | 700 | 1.0 | 10 | 3 | 730 | 146 |
| ZM4736 | 6.8 | 37 | 3.5 | 700 | 1.0 | 10 | 4 | 660 | 133 |
| ZM4737 | 7.5 | 34 | 4.0 | 700 | 0.5 | 10 | 5 | 605 | 121 |
| ZM4738 | 8.2 | 31 | 4.5 | 700 | 0.5 | 10 | 6 | 550 | 110 |
| ZM4739 | 9.1 | 28 | 5.0 | 700 | 0.5 | 10 | 7 | 500 | 100 |
| ZM4740 | 10 | 25 | 7 | 700 | 0.25 | 10 | 7.6 | 454 | 91 |
| ZM4741 | 11 | 23 | 8 | 700 | 0.25 | 5 | 8.4 | 414 | 83 |
| ZM4742 | 12 | 21 | 9 | 700 | 0.25 | 5 | 9.1 | 380 | 76 |
| ZM4743 | 13 | 19 | 10 | 700 | 0.25 | 5 | 9.9 | 344 | 69 |
| ZM4744 | 15 | 17 | 14 | 700 | 0.25 | 5 | 11.4 | 304 | 61 |
| ZM4745 | 16 | 15.5 | 16 | 700 | 0.25 | 5 | 12.2 | 285 | 57 |
| ZM4746 | 18 | 14 | 20 | 750 | 0.25 | 5 | 13.7 | 250 | 50 |
| ZM4747 | 20 | 12.5 | 22 | 750 | 0.25 | 5 | 15.2 | 225 | 45 |
| ZM4748 | 22 | 11.5 | 23 | 750 | 0.25 | 5 | 16.7 | 205 | 41 |
| ZM4749 | 24 | 10.5 | 25 | 750 | 0.25 | 5 | 18.2 | 190 | 38 |
| ZM4750 | 27 | 9.5 | 35 | 750 | 0.25 | 5 | 20.6 | 170 | 34 |
| ZM4751 | 30 | 8.5 | 40 | 1000 | 0.25 | 5 | 22.8 | 150 | 30 |
| ZM4752 | 33 | 7.5 | 45 | 1000 | 0.25 | 5 | 25.1 | 135 | 27 |
| ZM4753 | 36 | 7.0 | 50 | 1000 | 0.25 | 5 | 27.4 | 125 | 25 |
| ZM4754 | 39 | 6.5 | 60 | 1000 | 0.25 | 5 | 29.7 | 115 | 23 |
| ZM4755 | 43 | 6.0 | 70 | 1500 | 0.25 | 5 | 32.7 | 110 | 22 |
| ZM4756 | 47 | 5.5 | 80 | 1500 | 0.25 | 5 | 35.8 | 95 | 19 |
| ZM4757 | 51 | 5.0 | 95 | 1500 | 0.25 | 5 | 38.8 | 90 | 18 |
| ZM4758 | 56 | 4.5 | 110 | 2000 | 0.25 | 5 | 42.6 | 80 | 16 |
| ZM4759 | 62 | 4.0 | 125 | 2000 | 0.25 | 5 | 47.1 | 70 | 14 |
| ZM4760 | 68 | 3.7 | 150 | 2000 | 0.25 | 5 | 51.7 | 65 | 13 |
| ZM4761 | 75 | 3.3 | 175 | 2000 | 0.25 | 5 | 56.0 | 60 | 12 |
| ZM4762 | 82 | 3.0 | 200 | 3000 | 0.25 | 5 | 62.2 | 55 | 11 |
| ZM4763 | 91 | 2.8 | 250 | 3000 | 0.25 | 5 | 69.2 | 50 | 10 |
| ZM4764 | 100 | 2.5 | 350 | 3000 | 0.25 | 5 | 76.0 | 45 | 9 |

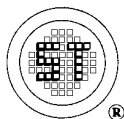
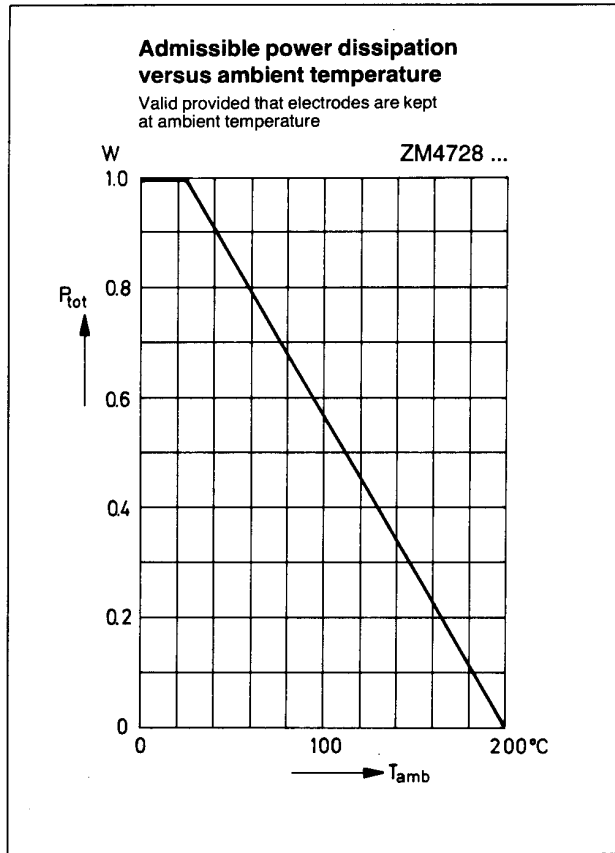
- 1) The Zener Impedance is derived from the 60 Hz AC voltage which results when an AC current having an RMS value equal to 10% of the Zener current (I_{ZT} or I_{ZK}) is superimposed on I_{ZT} or I_{ZK} . Zener Impedance is measured at two points to insure a sharp knee on the breakdown curve and to eliminate unstable units.
- 2) Valid provided that electrodes are kept at ambient temperature.
- 3) Measured under thermal equilibrium and DC test conditions.



SEMTECH ELECTRONICS LTD.
(wholly owned subsidiary of **HONEY TECHNOLOGY LTD.**)



ZM 4728 ... ZM 4764



SEMTECH ELECTRONICS LTD.
(wholly owned subsidiary of HONEY TECHNOLOGY LTD.)

