REVISIONS			
SYM	ECN, ERN NO.	DATE	APPRD.
N	PRODUCT DWG – EAR 12797	JUL18/05	K.L.

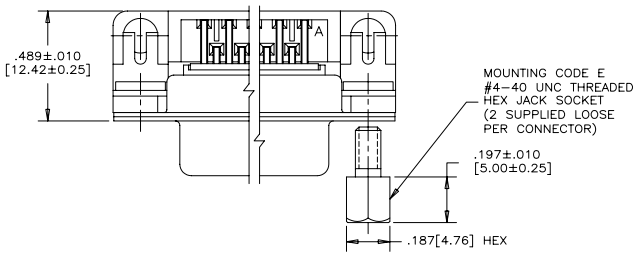

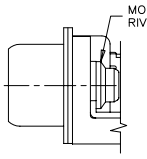

VIEW 'A'

ORDERING CODE: F C C 1 7 – E 0 9 P A – 4 4 0 G

SERIES

SIZE/NUMBER OF CONTACTS
E09, A15, B25, OR C37

CONNECTOR STYLE
P=PIN
S=SOCKET

TERMINATION TYPE
A=.318"[8.08] FOOTPRINT

CONTACT FINISH/GOLD THICKNESS
NO DIGIT=STANDARD 15 MICROINCHES [0.38 MICRONS] GOLD
G=50 MICROINCHES [1.27 MICRONS] GOLD

MODIFIER
0=STANDARD

FILTER CAPACITANCE
D=50 pF
B=100 pF
0=180 pF
F=330 pF
1=470 pF
4=820 pF
5=1000 pF
7=1200 pF
J=1500 pF
E=2200 pF
9=5600 pF
8=47000 pF
N=NO FILTERS

REFER TO AMPHENOL CATALOGUE FOR FILTER PERFORMANCE CHARACTERISTICS

MOUNTING
2=.120[3.05] DIA THROUGH HOLE
3=#4–40 UNC SELF–LOCKING THREAD
4=#4–40 UNC THREAD
6=M3 x 0.5 THREAD
E=CODE 4 MOUNTING WITH #4–40 UNC HEX JACK SOCKET SUPPLIED.

SOCKET

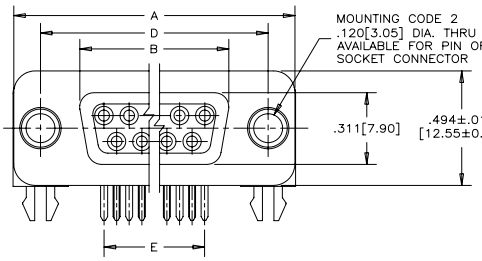

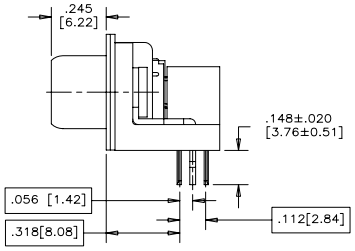

PIN

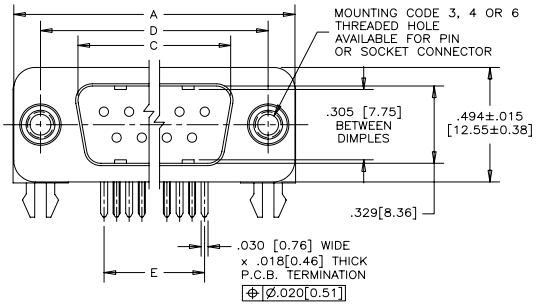

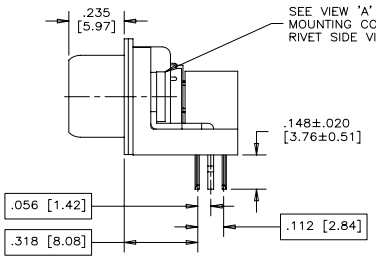

NOTES:

1. MATERIALS: – SHELLS – TIN PLATED STEEL
   – CONTACTS – PHOSPHOR BRONZE PLATED WITH GOLD OVER NICKEL ON THE MATING AREA AND TIN–LEAD ON THE TERMINALS
   – INSULATOR – ENGINEERING THERMOPLASTIC, FLAMMABILITY RATING UL94V–0, BLACK
2. CONTACT RESISTANCE: 15 MILLIOHMS MAXIMUM
3. INSULATION RESISTANCE: 3000 MEGOHMS MINIMUM
4. CURRENT RATING: 5 AMPS MAXIMUM
   2 AMPS FILTERING MAXIMUM
5. OPERATING TEMPERATURE: –40°C TO 85°C
6. TOLERANCE UNLESS INDICATED OTHERWISE: ±.005 [0.13]
7. MATERIAL FOR 9, 15 AND 25 SIZE IS HIGH TEMPERATURE RESISTANT AND CAN WITHSTAND 260°C FOR 60 SECONDS.
8. CSA ELECTRICAL RATING: 200VDC, 5A MAX.

SIZE	STYLE	A±.015 [0.38]	B±.005 [0.13]	C±.005 [0.13]	D±.005 [0.13]	E BSC.
E09	PIN	1.213 [30.81]	-----	.666[16.92]	.984 [24.99]	.432 [10.97]
	SOCKET		.643[16.33]	-----		
A15	PIN	1.541 [39.14]	-----	.994[25.25]	1.312 [33.32]	.756 [19.20]
	SOCKET		.971[24.66]	-----		
B25	PIN	2.088 [53.04]	-----	1.534[38.96]	1.852 [47.04]	1.304 [33.12]
	SOCKET		1.511[38.38]	-----		
C37	PIN	2.729 [69.32]	-----	2.182[55.42]	2.500 [63.50]	1.956 [49.68]
	SOCKET		2.159[54.84]	-----		

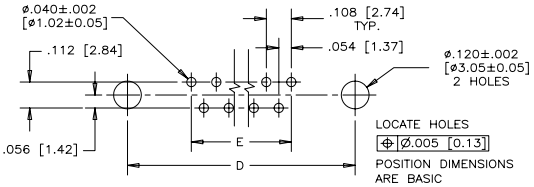

RECOMMENDED P.C.B. LAYOUT
(COMPONENT SIDE OF BOARD)

CAPACITANCE SCHEMATIC
EACH POSITON

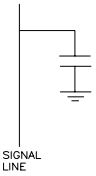

THIS DOCUMENT CONTAINS PROPRIETARY INFORMATION AND SUCH INFORMATION MAY NOT BE DISCLOSED TO OTHERS FOR ANY PURPOSE OR USED FOR MANUFACTURING PURPOSES WITHOUT WRITTEN PERMISSION FROM AMPHENOL CANADA CORP.

MATERIAL	DRAWN I.ESSAJEE	DATE 96/10/08
-------	DESIGNED K.LAMBIE	96/10/07
	CHECKED	
	I. E. APPRD.	
	Q. A. APPRD.	
FINISH	DWG. APPRD.	
-------	ENG. REL. NO.	
	REF.	
	DIMENSIONS ARE IN INCHES [mm]	CODE ID. NO. 03554

Amphenol Canada Corp.

TITLE
FCC17 FILTERED D–SUB, RIGHT ANGLE .318[8.08] F/P, PIN & SOCKET – PLASTIC MTG BRACKET & BOARDLOCK

DWG	DRAWING NO.	REV.
C	P–FCC17–XXXXA–XX0X	N

SCALE 3/1 | WT. ------ | SURF. ---- | SHEET 1 OF 1

Downloaded from Elcodis.com electronic components distributor