

## 塑封快恢复整流二极管

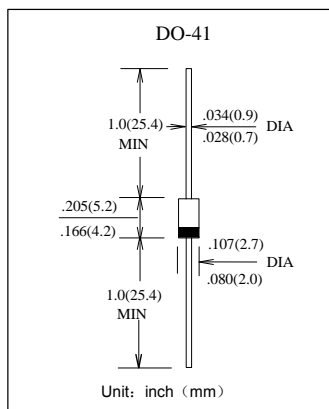
反向电压 200 --- 1000V

正向电流 1.0A

## Plastic fast Recover Rectifier

Reverse Voltage 200 to 1000V

Forward Current 1.0A



## 特征 Features

- 反向漏电流低 Low reverse leakage
- 正向浪涌承受能力较强 High forward surge capability
- 高温焊接保证 High temperature soldering guaranteed:

260°C/10 秒, 0.375" (9.5mm) 引线长度。

260°C/10 seconds, 0.375" (9.5mm) lead length,

- 引线可承受5 磅 (2.3kg) 拉力。 5 lbs. (2.3kg) tension

- 引线 and 管体皆符合RoHS标准。

Lead and body according with RoHS standard

## 机械数据 Mechanical Data

- 端子: 镀锡轴向引线 Terminals: Plated axial leads
- 极性: 色环端为负极 Polarity: Color band denotes cathode end
- 安装位置: 任意 Mounting Position: Any

## 极限值和温度特性 TA = 25°C 除非另有规定。

## Maximum Ratings &amp; Thermal Characteristics Ratings at 25°C ambient temperature unless otherwise specified.

	符号 Symbols	ERB4402	ERB4404	ERB4406	ERB4408	ERB4410	单位 Unit
最大可重复峰值反向电压 Maximum repetitive peak reverse voltage	$V_{RRM}$	200	400	600	800	1000	V
最大均方根电压 Maximum RMS voltage	$V_{RMS}$	140	280	420	560	700	V
最大直流阻断电压 Maximum DC blocking voltage	$V_{DC}$	200	400	600	800	1000	V
最大正向平均整流电流 Maximum average forward rectified current	$I_{F(AV)}$	1.0					A
峰值正向浪涌电流 8.3ms 单一正弦半波 Peak forward surge current 8.3 ms single half sine-wave	$I_{FSM}$	30					A
典型热阻 Typical thermal resistance	$R_{\theta JA}$	65					°C/W
工作结温和存储温度 Operating junction and storage temperature range	$T_J, T_{STG}$	-55 --- +150					°C

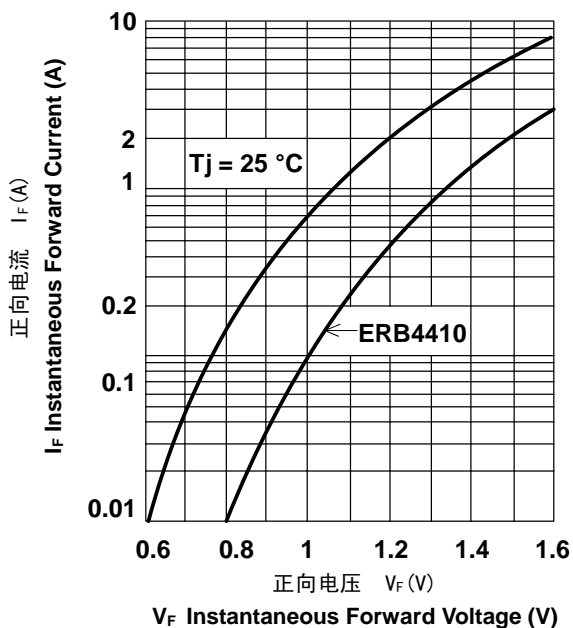
## 电特性 TA = 25°C 除非另有规定。

## Electrical Characteristics Ratings at 25°C ambient temperature unless otherwise specified.

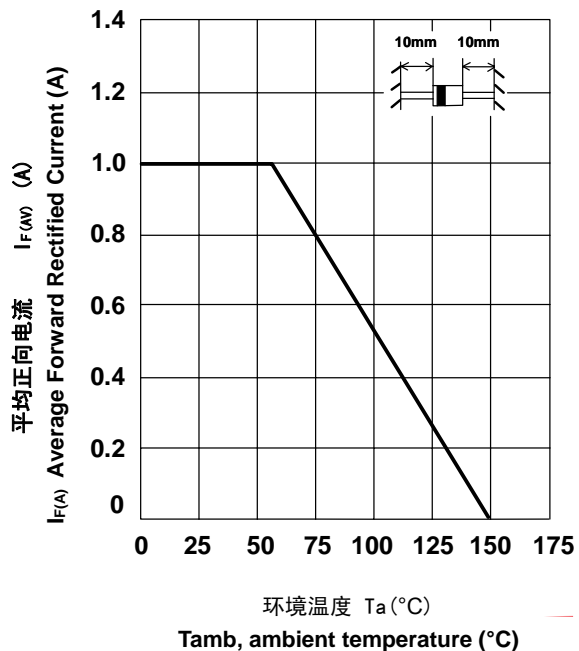
	符号 Symbols	ERB4402	ERB4404	ERB4406	ERB4408	ERB4410	单位 Unit
最大正向电压 Maximum forward voltage	$I_F = 1.0A$ $V_F$	1.1				1.5	V
最大反向电流 Maximum reverse current	$T_A = 25^\circ C$ $T_A = 100^\circ C$ $I_R$	10 100					$\mu A$
最大反向恢复时间 MAX. Reverse Recovery Time	$I_F = 0.5A$ $I_R = 1.0A$ $I_{RR} = 0.25A$ $t_{rr}$	100					nS
典型结电容 Type junction capacitance	$V_R = 4.0V, f = 1MHz$ $C_j$	15					pF

特性曲线 Characteristic Curves

正向特性曲线 (典型值)  
TYPICAL FORWARD CHARACTERISTIC



正向电流降额曲线  
FORWARD CURRENT DERATING CURVE



浪涌特性曲线 (最大值)  
MAXIMUM NON REPETITIVE  
PEAK FORWARD SURGE CURRENT

