



RoHS Compliant Axial Multilayer Ceramic Capacitor

I、 Features

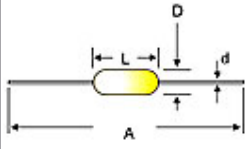
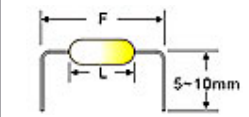
Wide capacitance, temperature, voltage and tolerance range; Industry sizes;
 Tape and Reel available for auto placement.

II、 General Characteristics



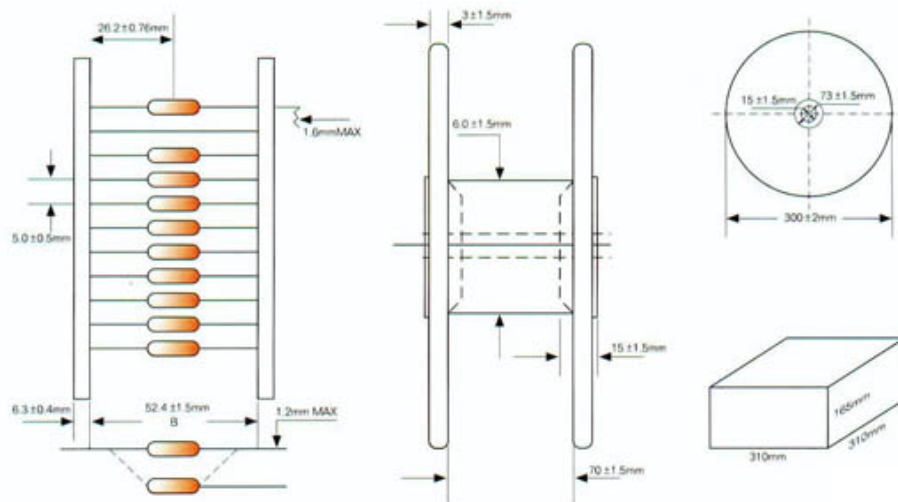
	N (NPO)		W (X7R)		Z, Y (Y5V, Z5U)								
Capacitance Range	OR5 to 472		331 to 224		103 to 125								
Temperature Coefficient	0±30PPm/°C 0±60PPm/°C	(-55 to +125)	±15% (-55°C to 125°C)		+30%~80% (-25°C to 85°C) +22%~56% (+10°C to 85°C)								
Insulation Resistance	C ≤10nF R ≥ 10000MΩ		C ≤25nF R ≥ 4000MΩ										
	C > 10nF C. R ≥ 100S		C > 25nF C. R ≥ 100S										
With Standing Voltage	2.5 × W V D C												
Dissipation factor	0.15%max (20°C, 1MHZ, 1VDC)		2.5%max (20°C, 1kHz, 1VDC)		5.0%max (20°C, 1kHz, 0.3VDC)								
Rated Voltage	25, 50, 63, 100VDC				25, 50, 63VDC								
Capacitance Tolerance	B=±0.1PF	C=±0.25PF			Top								
	D=±0.5PF	F=±1%	K=±10%	M=±20%	M=±20%	S= <table border="1"><tr><td>+50</td><td>%</td></tr><tr><td>-20</td><td>%</td></tr></table>	+50	%	-20	%			
	+50	%											
	-20	%											
G=±2%	J=±5%	S= <table border="1"><tr><td>+50</td><td>%</td></tr><tr><td>-20</td><td>%</td></tr></table>	+50	%	-20	%		Z= <table border="1"><tr><td>+80</td><td>%</td></tr><tr><td>-20</td><td>%</td></tr></table>	+80	%	-20	%	
+50	%												
-20	%												
+80	%												
-20	%												
K=±10%	M=±20%												
Life Test (1000hours)	200% Rated Voltage at +125°C 1000h				150% Rated Voltage at +85°C 1000h								
Soderability	SJ/10211-91 4.11		SJ/T10211-91 4.11										
Resistance to Soldering Heat	SJ/T10211-91 4.10		SJ/T10211-91 4.10										
Mechanical Test	SJ/T10211-91 4.9		SJ/T10211-91 4.9										
Temperature Cycling	SJ/T10211-91 4.12		SJ/T10211-91 4.12										
Moisture Resistance	SJ/T10211-91 4.14		SJ/T10211-91 4.14										
Termination adhesion strength	SJ/T10211-91 4.9		SJ/T10211-91 4.9										
Environment Testing	SJ/T10211-91 4.13		SJ/T10211-91 4.13										

III、 Size Code Capacitance and Voltage

	Size	Dimensions (mm)				Voltage	Capacitance (PF)			
		Lmax	Dmax	F	D		COG(NPO)	X7R	Y5V(Z5U)	
	15	4.3	2.5	5.0	10	0.45	25V	0R5~332	331~104	103~105
							50V	0R5~222	331~473	103~684
							100V	0R5~102	331~223	
	20	5.1	3	7.5	10	0.45	25V	0R5~472	102~224	103~125
							50V	0R5~392	102~104	103~105
							100V	0R5~152	102~683	

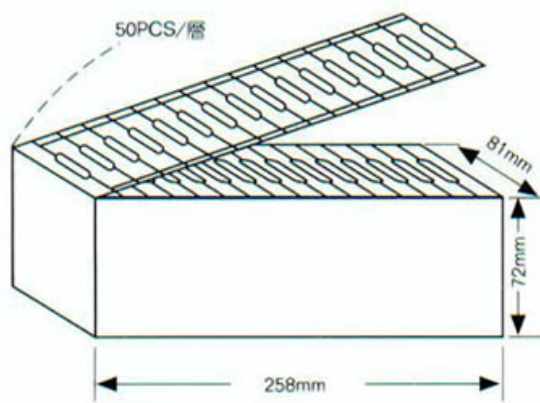
IV、 Packaging Style

Reel Package >>>



> Package Q'ty >>>

Size	Reel Package	Ammo Package	Bulk
9	5000	5000	1000,5000
20	2500	2500	500



DB LECTRO^U_Z

HOW TO ORDER MULTILAYER CERAMIC CAPACITOR A SERIES

A15	Z	104	M	1H	TR	52	F
SIZE	T.C.	CAPACITANCE CODE	TOLERANCE	VOLTAGE	PACKAGE	TAPE WIDTH 52mm	RoHS COMPLIANT
A15 A20	N= NPO W= X7R Z= Z5U Y= Y5V	TWO SIGNIFICANT DIGITS + NO. OF 0. EXAMPLE: 10PF= 100 100PF= 101 1'000PF= 102 22'000PF= 223 100'000PF= 104	J= ±5% K= ±10% M= ±20% Z= +80% / -20%	1E= 25V 1H= 50V 2A- 100V	TR= TAPE/REEL TA= AMMO		