



actual size

SMD Quartz Crystal · JXS53

4 Pad Version · 5.0 x 3.2 mm

- ± 10 ppm type available
- EMI shielding possible by grounded lid
- reflow soldering temperature: 260 °C max.
- ceramic / metal package



General Data

type	JXS53	
frequency range	10.0 ~ 55.0 MHz	(fund. - AT-cut)
frequency tolerance at 25 °C	± 10 ppm / ± 30 ppm	
load capacitance C_L	12 pF	standard (option 8 pF ~ 32 pF / series)
shunt capacitance C_0	< 7 pF	
storage temperature	-40 °C ~ +90 °C	
drive level max.	100 µW	
aging	< ± 3 ppm first year	

ESR (series resistance R_s)

frequency in MHz	vibration mode	ESR max. in Ω	ESR typ. in Ω
10.0 ~ 10.999	fund. - AT	50	30
11.0 ~ 11.999	fund. - AT	40	25
12.0 ~ 21.999	fund. - AT	40	20
22.0 ~ 24.999	fund. - AT	40	15
25.0 ~ 49.999	fund. - AT	30	15
50.0 ~ 55.000	fund. - AT	40	20

Frequency Stability vs. Temperature

		± 10 ppm	± 15 ppm	± 20 ppm	± 30 ppm	± 50 ppm	100 ppm
-20 °C ~ +70 °C	STD.	○	○	○	●	○	○
-40 °C ~ +85 °C	T1		○	○	○	○	●

● standard
 ○ available

Marking

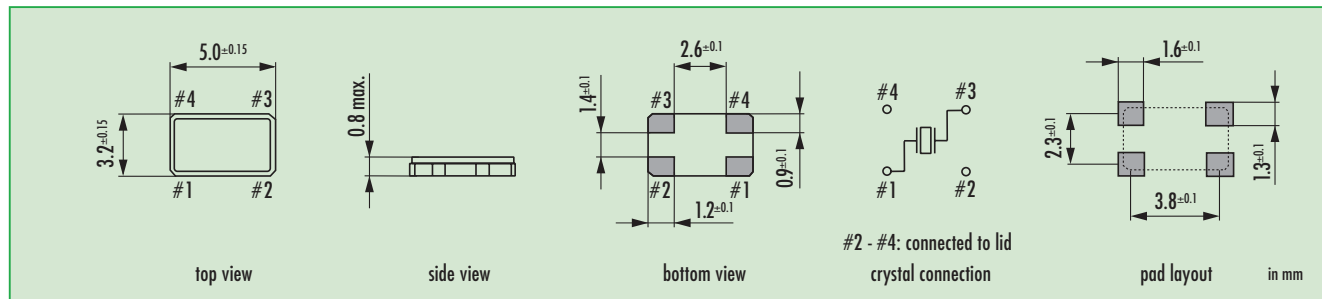
frequency with load capacitance code
 company code / date code / internal code

date code: year/month
 example: 6A = 2006 January

Jan.	Febr.	Mar.	Apr.	May	June
A	B	C	D	E	F

July	Aug.	Sept.	Oct.	Nov.	Dec.
G	H	J	K	L	M

Dimensions



Order Information

Q	frequency	type	load capacitance	stability at 25 °C	stability vs. temp. range	option
Quartz	10.0 ~ 55.0 MHz	JXS53	12 pF standard 8 pF ~ 30 pF S for series	10 = ± 10 ppm 30 = ± 30 ppm	see table	blank = -20 °C ~ +70 °C T1 = -40 °C ~ +85 °C FU = for fundamental frequencies ≥ 20 MHz

Example: Q 30.0-JXS53-12-30/30-FU (Suffix LF = RoHS compliant / Pb free pins or pads)

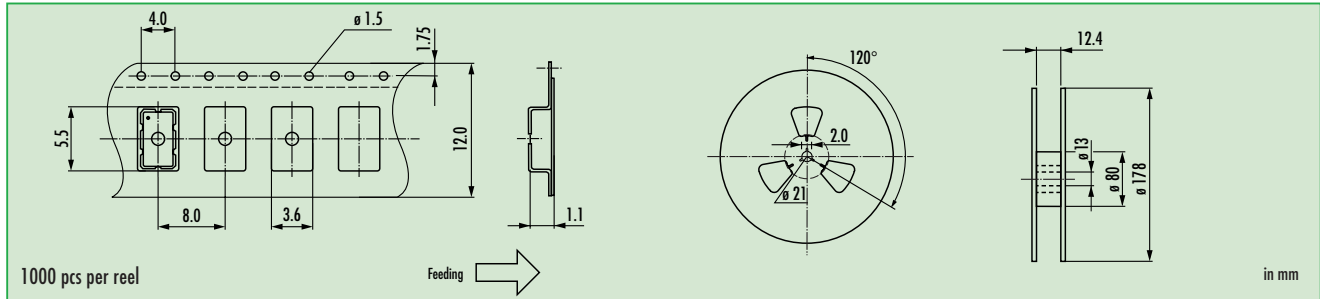


Jauch Quartz GmbH • e-mail: info@jauch.de
 full data can be found under: www.jauch.de / www.jauch.fr / www.jauchusa.com

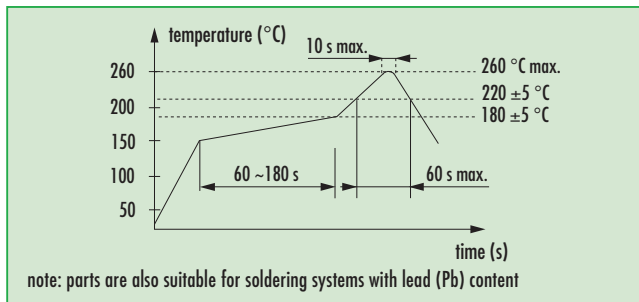
All specifications are subject to change without notice

SMD Quartz Crystal · JXS53

Taping Specification



Reflow Soldering Profile



Load Capacitance Codes

8 pF: k	14 pF: x	22 pF: g	series: s
9 pF: n	15 pF: j	24 pF: d	T: 3rd OT
10 pF: h	16 pF: b	25 pF: r	
11 pF: l	17 pF: t	27 pF: w	
12 pF: a	18 pF: f	30 pF: .	
13 pF: v	20 pF: c		

example 20.0 MHz / 12 pF: 20a00