

THREE TERMINAL POSITIVE LOW DROPOUT VOLTAGE REGULATOR (5V, 6V, 8V, 9V, 10V, 12V, 15V)

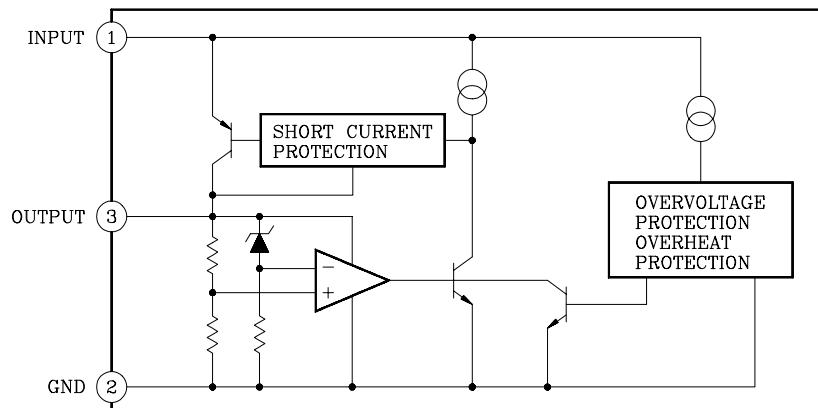
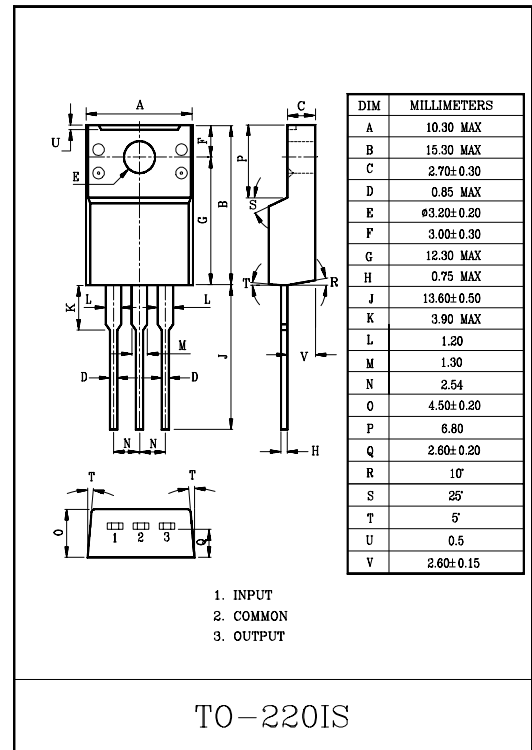
The KIA78DL series are three-terminal regulators with maximum output current 250mA, packed in transistor size TO-220IS consuming low standby current, best suited as backup power supply for memory, etc. and power supply for medium size circuits. This series is further provided with various protective functions.

FEATURES

- Low Standby Current Consumption : 500 μ A (Typ.).
- Maximum Output Current : 250mA (Max.).
- Less I/O Voltage Difference : 0.6V (Max.).
- Multiple Protections
 - : Power Reverse Connection/60V Load Dump/
Thermal Protection/Short-Circuit Protection.
- TO-220IS Isolation Package Which Require
Neither Insulating Bushing Nor Mica Insulator.

MAXIMUM RATINGS (Ta=25 $^{\circ}$ C)

CHARACTERISTIC	SYMBOL	RATING	UNIT
Operating Input Voltage	V _{IN}	29	V
Input Voltage of Surge	V _{IN}	60	V
Power Dissipation	P _D	20	W
Junction Temperature	T _j	-40~150	$^{\circ}$ C
Operating Temperature	T _{opr}	-40~85	$^{\circ}$ C
Storage Temperature	T _{stg}	-55~150	$^{\circ}$ C
Lead Temperature Time	T _{sol}	260 (10sec)	$^{\circ}$ C



KIA78DL05PI ~ KIA78DL15PI

KIA78DL05PI

ELECTRICAL CHARACTERISTICS ($V_{IN}=14V$, $I_{OUT}=10mA$, $T_j=25^\circ C$)

CHARACTERISTIC	SYMBOL	TEST CIRCUIT	TEST CONDITION	MIN.	TYP.	MAX.	UNIT
Output Voltage	V_{OUT}	-	$V_{IN}=5.35\sim 26V$, $T_a=-40\sim 85^\circ C$	4.5	5	5.5	V
Line Regulation	$\Delta V_{OUT(1)}$	-	$V_{IN}=9\sim 16V$	-	2	10	mV
			$V_{IN}=6\sim 26V$	-	4	30	
Load Regulation	$\Delta V_{OUT(2)}$	-	$I_{OUT}=10\sim 200mA$	-	14	50	mV
Quiescent Current	I_{CC}	-	$I_{OUT}\leq 10mA$, $V_{IN}=6\sim 26V$	-	0.5	1	mA
Dropout Voltage	V_{DROP}	-	$I_{OUT}=50mA$	-	0.15	0.3	V
			$I_{OUT}=200mA$	-	0.4	0.6	
Max. Operating Input Voltage	V_{IN}	-		29	33	-	V

KIA78DL06PI

ELECTRICAL CHARACTERISTICS ($V_{IN}=14V$, $I_{OUT}=10mA$, $T_j=25^\circ C$)

CHARACTERISTIC	SYMBOL	TEST CIRCUIT	TEST CONDITION	MIN.	TYP.	MAX.	UNIT
Output Voltage	V_{OUT}	-	$V_{IN}=6.35\sim 26V$, $T_a=-40\sim 85^\circ C$	5.4	6	6.6	V
Line Regulation	$\Delta V_{OUT(1)}$	-	$V_{IN}=10\sim 17V$	-	2	12	mV
			$V_{IN}=7\sim 26V$	-	5	36	
Load Regulation	$\Delta V_{OUT(2)}$	-	$I_{OUT}=10\sim 200mA$	-	17	60	mV
Quiescent Current	I_{CC}	-	$I_{OUT}\leq 10mA$, $V_{IN}=7\sim 26V$	-	0.55	-	mA
Dropout Voltage	V_{DROP}	-	$I_{OUT}=50mA$	-	0.15	0.3	V
			$I_{OUT}=200mA$	-	0.4	0.6	
Max. Operating Input Voltage	V_{IN}	-		29	33	-	V

KIA78DL08PI

ELECTRICAL CHARACTERISTICS ($V_{IN}=16V$, $I_{OUT}=10mA$, $T_j=25^\circ C$)

CHARACTERISTIC	SYMBOL	TEST CIRCUIT	TEST CONDITION	MIN.	TYP.	MAX.	UNIT
Output Voltage	V_{OUT}	-	$8.35V\leq V_{IN}\leq 26V$, $-40^\circ C\leq T_a\leq 85^\circ C$	7.2	8	8.8	V
Line Regulation	$\Delta V_{OUT(1)}$	-	$12V\leq V_{IN}\leq 19V$	-	3	16	mV
			$9V\leq V_{IN}\leq 26V$	-	6	45	
Load Regulation	$\Delta V_{OUT(2)}$	-	$10mA\leq I_{OUT}\leq 200mA$	-	22	80	mV
Quiescent Current	I_{CC}	-	$I_{OUT}\leq 10mA$, $9V\leq V_{IN}\leq 26V$	-	0.6	-	mA
Dropout Voltage	V_{DROP}	-	$I_{OUT}=50mA$	-	0.15	0.3	V
			$I_{OUT}=200mA$	-	0.4	0.6	
Max. Operating Input Voltage	V_{IN}	-	-	29	33	-	V

KIA78DL05PI ~ KIA78DL15PI

KIA78DL09PI

ELECTRICAL CHARACTERISTICS ($V_{IN}=16V$, $I_{OUT}=10mA$, $T_j=25^\circ C$)

CHARACTERISTIC	SYMBOL	TEST CIRCUIT	TEST CONDITION	MIN.	TYP.	MAX.	UNIT
Output Voltage	V_{OUT}	-	$9.35V \leq V_{IN} \leq 26V$, $-40^\circ C \leq T_a \leq 85^\circ C$	8.1	9	9.9	V
Line Regulation	$\Delta V_{OUT(1)}$	-	$13V \leq V_{IN} \leq 20V$	-	3	18	mV
			$10V \leq V_{IN} \leq 26V$	-	7	50	
Load Regulation	$\Delta V_{OUT(2)}$	-	$10mA \leq I_{OUT} \leq 200mA$	-	25	90	mV
Quiescent Current	I_{CC}	-	$I_{OUT} \leq 10mA$, $10V \leq V_{IN} \leq 26V$	-	0.65	-	mA
Dropout Voltage	V_{DROP}	-	$I_{OUT} = 50mA$	-	0.15	0.3	V
			$I_{OUT} = 200mA$	-	0.4	0.6	
Max. Operating Input Voltage	V_{IN}	-	-	29	33	-	V

KIA78DL10PI

ELECTRICAL CHARACTERISTICS ($V_{IN}=16V$, $I_{OUT}=10mA$, $T_j=25^\circ C$)

CHARACTERISTIC	SYMBOL	TEST CIRCUIT	TEST CONDITION	MIN.	TYP.	MAX.	UNIT
Output Voltage	V_{OUT}	-	$10.35V \leq V_{IN} \leq 26V$, $-40^\circ C \leq T_a \leq 85^\circ C$	9	10	11	V
Line Regulation	$\Delta V_{OUT(1)}$	-	$14V \leq V_{IN} \leq 21V$	-	4	20	mV
			$11V \leq V_{IN} \leq 26V$	-	8	60	
Load Regulation	$\Delta V_{OUT(2)}$	-	$10mA \leq I_{OUT} \leq 200mA$	-	28	100	mV
Quiescent Current	I_{CC}	-	$I_{OUT} \leq 10mA$, $11V \leq V_{IN} \leq 26V$	-	0.7	-	mA
Dropout Voltage	V_{DROP}	-	$I_{OUT} = 50mA$	-	0.15	0.3	V
			$I_{OUT} = 200mA$	-	0.4	0.6	
Max. Operating Input Voltage	V_{IN}	-	-	29	33	-	V

KIA78DL12PI

ELECTRICAL CHARACTERISTICS ($V_{IN}=18V$, $I_{OUT}=10mA$, $T_j=25^\circ C$)

CHARACTERISTIC	SYMBOL	TEST CIRCUIT	TEST CONDITION	MIN.	TYP.	MAX.	UNIT
Output Voltage	V_{OUT}	-	$12.35V \leq V_{IN} \leq 26V$, $-40^\circ C \leq T_a \leq 85^\circ C$	10.8	12	13.2	V
Line Regulation	$\Delta V_{OUT(1)}$	-	$16V \leq V_{IN} \leq 23V$	-	5	24	mV
			$13V \leq V_{IN} \leq 26V$	-	10	70	
Load Regulation	$\Delta V_{OUT(2)}$	-	$10mA \leq I_{OUT} \leq 200mA$	-	33	120	mV
Quiescent Current	I_{CC}	-	$I_{OUT} \leq 10mA$, $13V \leq V_{IN} \leq 26V$	-	0.8	-	mA
Dropout Voltage	V_{DROP}	-	$I_{OUT} = 50mA$	-	0.15	0.3	V
			$I_{OUT} = 200mA$	-	0.4	0.6	
Max. Operating Input Voltage	V_{IN}	-	-	29	33	-	V

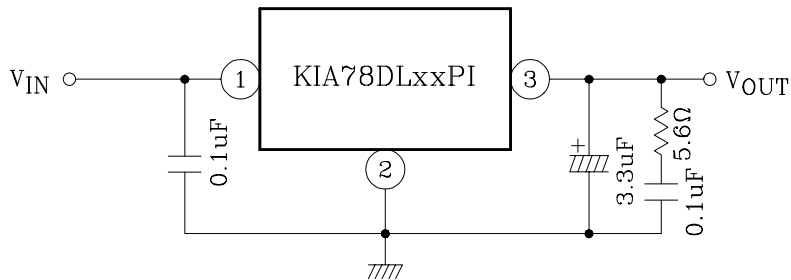
KIA78DL05PI ~ KIA78DL15PI

KIA78DL15PI

ELECTRICAL CHARACTERISTICS ($V_{IN}=20V$, $I_{OUT}=10mA$, $T_j=25^{\circ}C$)

CHARACTERISTIC	SYMBOL	TEST CIRCUIT	TEST CONDITION	MIN.	TYP.	MAX.	UNIT
Output Voltage	V_{OUT}	-	$15.35V \leq V_{IN} \leq 26V$, $-40^{\circ}C \leq T_a \leq 85^{\circ}C$	13.5	15	16.5	V
Line Regulation	$\Delta V_{OUT(1)}$	-	$19V \leq V_{IN} \leq 26V$	-	6	30	mV
			$16V \leq V_{IN} \leq 26V$	-	12	80	
Load Regulation	$\Delta V_{OUT(2)}$	-	$10mA \leq I_{OUT} \leq 200mA$	-	40	150	mV
Quiescent Current	I_{CC}	-	$I_{OUT} \leq 10mA$, $16V \leq V_{IN} \leq 26V$	-	0.9	-	mA
Dropout Voltage	V_{DROP}	-	$I_{OUT}=50mA$	-	0.15	0.3	V
			$I_{OUT}=200mA$	-	0.4	0.6	
Max. Operating Input Voltage	V_{IN}	-	-	29	33	-	V

TEST CIRCUIT



KIA78DL05PI ~ KIA78DL15PI

