

FOX CERAMIC SMD CRYSTAL

Model: FX425 SERIES



FEATURES

- Ultra Low Profile
- Fundamental

OPTIONS

- Tolerances to ± 10 PPM
- Stabilities to ± 10 PPM
- Temp Range to $-40^{\circ}\text{C} \sim +85^{\circ}\text{C}$



Quote it!

• PART NUMBER <small>Learn More - Internet Required</small>		
Part Number	Model Number	Frequency Range (MHz)
518-Frequency-xxxxx	FX425A	12.000 ~ 50.000
519-Frequency-xxxxx	FX425B	12.000 ~ 50.000

Learn more about:
Part Marking Identification
Tape and Reel Specification
Internet required

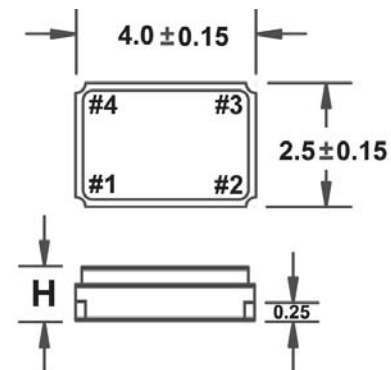
• STANDARD SPECIFICATIONS ¹	
PARAMETERS	MAX (unless otherwise noted)
Frequency Range	12.000 ~ 50.000 MHz
Frequency Tolerance @ 25°C	± 50 PPM ¹
Frequency Stability, ref @ 25°C Over Operating Temp Range	± 50 PPM ¹
Temperature Range	
Operating (TOPR)	$-10^{\circ}\text{C} \sim +60^{\circ}\text{C}$ ¹
Storage (TOPR)	$-40^{\circ}\text{C} \sim +85^{\circ}\text{C}$
Shunt Capacitance (Co)	7pF
Load Capacitance (CL)	10 pF ~ Series
Drive Level	0.1 mW
Aging per year	± 5.0 PPM
Reflow Soldering Temperature	260°C x 10 Seconds (2 Cycles)
Moisture Sensitivity Level (MSL)	1
Termination Finish	Ni/Au

¹ Tighter tolerances, stabilities, and wider temp ranges available.

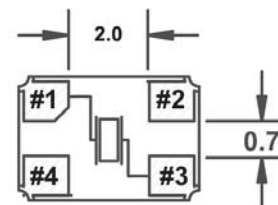
Note: The above specifications, having been carefully prepared and checked, is believed to be accurate at the time of publication; however, no responsibility is assumed by Fox Electronics for inaccuracies.

All specifications subject to change without notice. Rev. 5/17/05

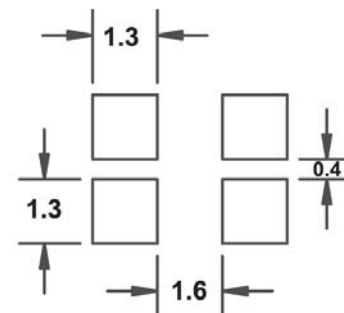
Frequency Range (MHz)	Operating Mode	Max ESR Ω
12.000 ~ 12.999999	Fundamental	120
13.000 ~ 50.000	Fundamental	80



H
FX425A 0.8 \pm 0.1 (Resin Seal)
FX425B 0.7 \pm 0.1 (Seam Seal)



Recommended Solder Pad Layout



All dimensions are in millimeters.