

Miniature Aluminum Electrolytic Capacitors

NSRZ Series

LOW IMPEDANCE, SUBMINIATURE, RADIAL LEADS, POLARIZED ALUMINUM ELECTROLYTIC CAPACITORS


FEATURES

- VERY LOW IMPEDANCE AT HIGH FREQ AND HIGH RIPPLE CURRENT
- 5mm HEIGHT, LOW PROFILE
- SUITABLE FOR DC-DC CONVERTER OR DC-AC INVERTER

RoHS Compliant

includes all homogeneous materials

*See Part Number System for Details



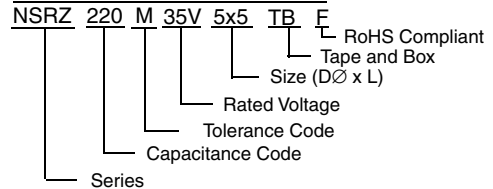
CHARACTERISTICS

Rated Voltage Range	6.3 ~ 35Vdc					
Rated Capacitance Range	0.47 ~ 180μF					
Operating Temperature Range	-55~+105°C					
Max. Leakage Current After 1 minute At 20°C	0.01CV or 3μA, whichever is greater					
Surge Voltage & Max. Tan δ	W.V. (Vdc)	6.3	10	16	25	35
	S.V. (Vdc)	8	13	20	32	44
	Tan δ at 120Hz/20°C	0.24	0.20	0.16	0.14	0.12
Low Temperature Stability (Impedance Ratio At 120Hz)	W.V. (Vdc)	6.3	10	16	25	35
	Z-40°C/Z+20°C	3	2	2	2	2
	Z-55°C/Z+20°C	5	4	4	3	3
Load Life Test 105°C 1,000 Hours	Capacitance Change	Within ± 25% of initial measured value				
	Tan δ	Less than 200% of specified value				
	Leakage Current	Less than specified value				

STANDARD PRODUCTS, CASE SIZES AND SPECIFICATIONS Dφ x L (mm)

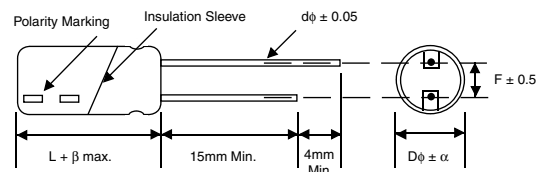
W.V. (Vdc)	Cap (μF)	Code	Case Size Dφ x Lmm	Max. Z(Ω) 100KHz & 20°C	Max. Ripple Current (mA) 10K-500KHz & 105°C
6.3	27	270	4x5	1.80	80
	56	560	5x5	0.76	150
	100	101	6.3x5	0.44	230
	180	181	6.3x5	0.47	230
10	18	180	4x5	1.80	80
	33	330	5x5	0.76	150
	68	680	6.3x5	0.44	230
	120	121	6.3x5	0.47	230
16	12	120	4x5	1.80	80
	22	220	5x5	0.81	150
	47	470	6.3x5	0.44	230
	68	680	6.3x5	0.44	230
25	120	121	6.3x5	0.47	230
	8.2	8R2	4x5	1.80	80
	15	150	5x5	0.81	150
	22	220	5x5	0.81	150
35	33	330	6.3x5	0.44	230
	47	470	6.3x5	0.47	230
	4.7	4R7	4x5	1.80	80
	8.2	8R2	4x5	1.80	80
	10	100	5x5	0.81	150
	15	150	5x5	0.81	150
	22	220	5x5	0.81	150
	33	330	6.3x5	0.44	230

PART NUMBER SYSTEM



LEAD SPACING AND DIAMETER (mm)

Case Dia. (Dφ)	4	5	6.3
Leads Dia. (dφ)	0.45	0.45	0.45
Lead Spacing (F)	1.5	2.0	2.5
Dim. α	0.5	0.5	0.5
Dim. β	1.0	1.0	1.0



PRECAUTIONS

Please review the notes on correct use, safety and precautions found on pages T10 & T11 of NIC's Electrolytic Capacitor catalog.
 Also found at www.niccomp.com/precautions
 If in doubt or uncertainty, please review your specific application - process details with NIC's technical support personnel: tpmg@niccomp.com

