

## Time Switches ( TB 100 Series )

Panasonic Brand Time Switches have been utilized worldwide to provide the benefits of Aromat/ Panasonic Electric Works Corporation of America quality and innovative designs. The TB100 Series products are user friendly, extremely durable and provide the opportunity to save valuable energy dollars in a wide array of applications:

- Interior/Exterior Lighting
- Heating/Ventilating Systems
- Sign/Display Lighting
- Pool Heaters
- Signal Systems
- Fans
- Conveyors
- Air Conditioners
- Filters
- Pumps
- Refrigeration
- Any Many Others!

Clock Operated Switch



### Specifications:

Model Number	TB1001R	TB1002R	TB1003R	TB1004R
Type	24 hour dial			
Rated AC Voltage	120	208-277	120	208-277
Rated Frequency	60 Hz (AC Synchronous Motor)			
Switch	SPST (NO)		DPST(NO)	
	<i>Separate Circuit - Voltage is not applied to the load circuit</i>			
Switch Rating				
General Purpose	30A 277V AC			
Tungsten	15A 125V AC, 5A 250V AC			
Motor	1 HP 125V AC, 2HP 250V AC			
Minimal Applicable load	100 mA 12V DC			
Operations				
Manual	ON/AUTO/OFF Switch			
Time Setting	Built-in Time Setting Pins			
Minimal Unit Time	15 minutes			
Minimal Interval	15 minutes			
Maximum Operations	96 ON/OFF per day			
Ambient Humidity	Less than 95% (Non-condensing)			
Enclosure	NEMA 3R (Plastic for indoor/outdoor uses)			
Shipping Weight	1.56 lbs.	1.58 lbs.	1.65 lbs.	1.67 lbs.
Standard	UL/CUL			
Warranty	Limited one-year for repair or replacement.			

### Features and Benefits:

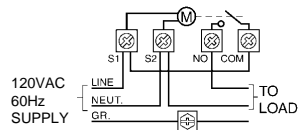
- **Enclosure – NEMA 3R**  
(Plastic for indoor/outdoor uses)
- 15 minute intervals –  
*Up to 96 ON/OFF operations per day*
- Permanent time setting points –  
*easy ON/OFF time setting*
- Direct view clock face
- Durable lightweight and thin design plastic enclosure,  
commonly used for indoor and outdoor applications
- Ground terminal screw is provided for easy connection
- Limited one-year warranty for repair or replacement.

Visit our Web Site: <http://pewa.panasonic.com>

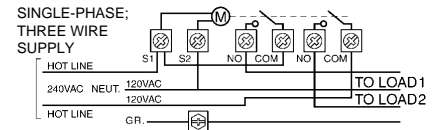
Panasonic Electric Works Corporation of America

## Wiring Diagram

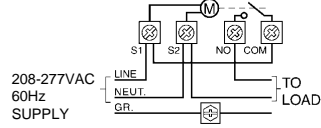
TB1001R  
SPST  
120VAC  
60Hz



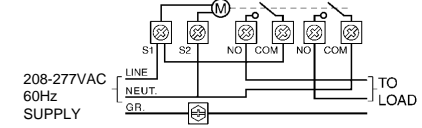
TB1003R  
DPST  
120VAC  
60Hz



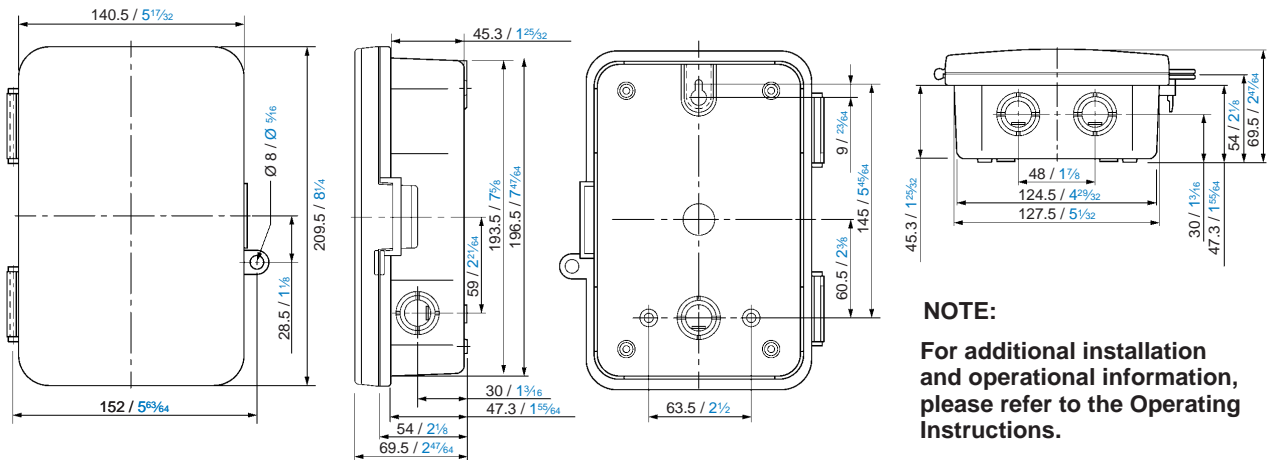
TB1002R  
SPST  
208-277VAC  
60Hz



TB1004R  
DPST  
208-277VAC  
60Hz



## Dimensions - Millimeters / Inches

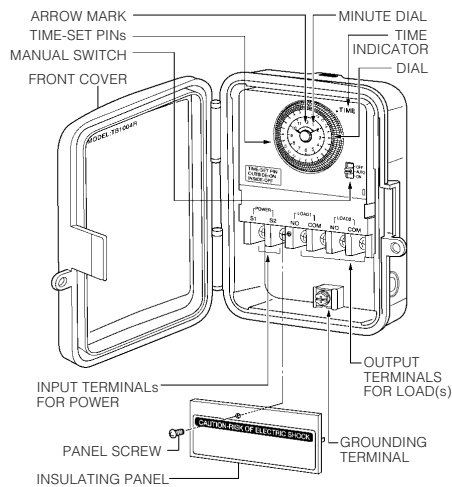


### NOTE:

For additional installation and operational information, please refer to the Operating Instructions.

## Operating Instructions

### Parts Designation

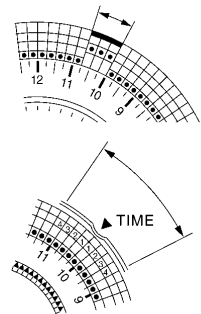


### To set "On" and "Off" Times

Time span unit of single TIME-SET PIN is 15 minutes. If it is set toward outside of the DIAL, it turns the load(s) "ON". If set toward inside, it turns the load(s) "OFF". If you need ON-time or OFF-time longer than 15 minutes, additional TIME-SET PINs should be set accordingly.

**Examples:** If you need ON-timer for 45 minutes (ON at 10:00AM and OFF at 10:45AM) in the drawing at right, three TIME-SET PINs shall be set toward the outside.

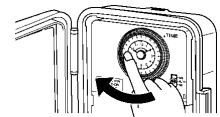
**Notes:** Do not set the four TIME-SET PINs on both sides of TIME INDICATOR (▼). When desired times overlap these sections, turn the MINUTE DIAL in the direction of the ARROW, then set the TIME-SET PINs.



### To set Time-of-Day

Rotate the MINUTE DIAL in the direction of the ARROW to set the exact time-of-day.

Notes: Do not turn counter-clockwise. Forcibly turning the MINUTE DIAL in reverse or directly turning the DIAL may cause failure of the Time Switch.



### For Manual Operation

Shift the MANUAL SWITCH to the AUTO position to turn the load(s) "ON" and "OFF" according to the TIME-SET PINs.

Shift the MANUAL SWITCH to the ON position to turn the load(s) "ON" or to the OFF position to turn the load(s) "OFF" regardless of the TIME-SET PINs.



## Panasonic Electric Works Corporation of America

629 Central Avenue, New Providence, NJ 07974 Tel:908-464-3550 Fax:908-771-5656

Panasonic Electric Works Corporation of America