



Shanghai Lunsure Electronic
Technology Co.,Ltd
Tel:0086-21-37185008
Fax:0086-21-57152769

SR802 THRU SR810

Features

- Low Switching Noise
- Low Forward Voltage Drop
- High Current Capability
- High Surge Current Capability

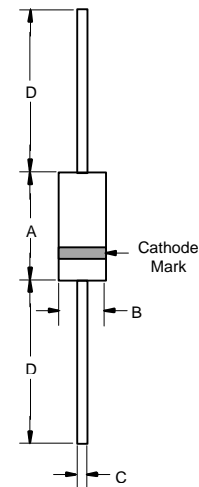
8 Amp Schottky Barrier Rectifier 20 - 100 Volts

Maximum Ratings

- Operating Temperature: -55°C to +150°C
- Storage Temperature: -55°C to +150°C
- Maximum Thermal Resistance; 30°C/W Junction To Lead

Catalog Number	Device Marking	Maximum Recurrent Peak Reverse Voltage	Maximum RMS Voltage	Maximum DC Blocking Voltage
SR802	SR802	20V	14V	20V
SR803	SR803	30V	21V	30V
SR804	SR804	40V	28V	40V
SR805	SR805	50V	35V	50V
SR806	SR806	60V	42V	60V
SR808	SR808	80V	56V	80V
SR810	SR810	100V	70V	100V

DO-201AD



Electrical Characteristics @ 25°C Unless Otherwise Specified

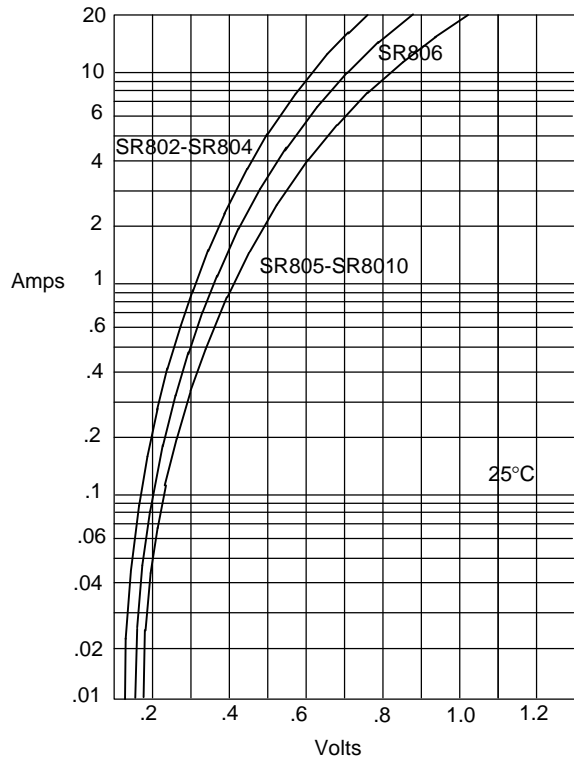
Average Forward Current	$I_{F(AV)}$	8.0A	$T_A = 90^\circ\text{C}$
Peak Forward Surge Current	I_{FSM}	175A	8.3ms, half sine
Maximum Instantaneous Forward Voltage	V_F	SR802-SR804 SR806 SR808-SR810	$I_{FM} = 8.0\text{A};$ $T_J = 25^\circ\text{C}$
		.65V	
		.70V .85V	
Maximum DC Reverse Current At Rated DC Blocking Voltage	I_R	0.5mA 50mA	$T_J = 25^\circ\text{C}$ $T_J = 100^\circ\text{C}$
Typical Junction Capacitance	C_J	SR802-SR804 SR805-SR806 SR808-SR810	Measured at 1.0MHz, $V_R=4.0\text{V}$
		500pF	
		380pF 165pF	

*Pulse test: Pulse width 300 μsec , Duty cycle 1%

DIM	DIMENSIONS				NOTE
	INCHES		MM		
A	---	.370	---	9.50	
B	---	.250	---	6.40	
C	.048	.052	1.20	1.30	
D	1.000	---	25.40	---	

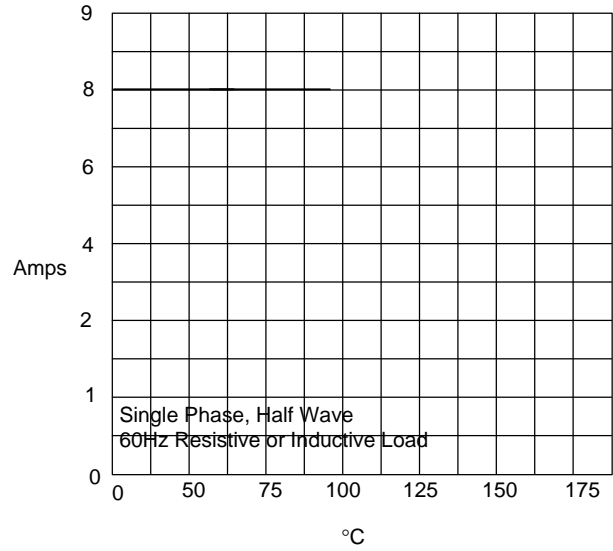
SR802 thru SR8010

Figure 1
Typical Forward Characteristics



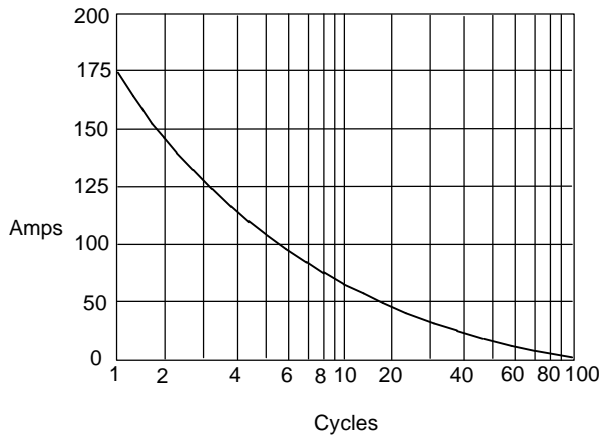
Instantaneous Forward Current - Amperes *versus*
Instantaneous Forward Voltage - Volts

Figure 2
Forward Derating Curve



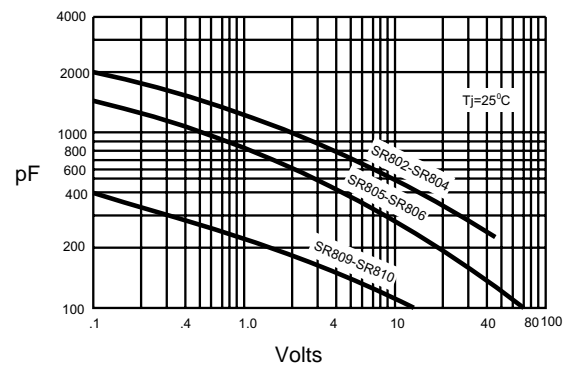
Average Forward Rectified Current - Amperes *versus*
Ambient Temperature - °C

Figure 3
Maximum Non-Repetitive Forward Surge Current



Peak Forward Surge Current - Amperes *versus*
Number Of Cycles At 60Hz - Cycles

Figure 4
Junction Capacitance



Junction Capacitance - pF *versus*
Reverse Voltage - Volts