

KEY FEATURES

- Power Module for PCB Mountable
- 4:1 Wide Input Range
- Regulated Output
- Low Ripple and Noise
- 2-Years Product Warranty


ELECTRICAL SPECIFICATIONS

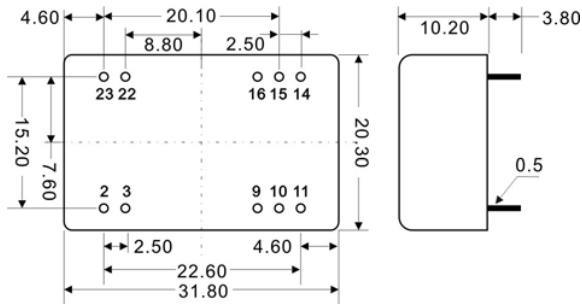
Model No.	SB05-24-3.3S	SB05-24-5S	SB05-24-12S	SB05-24-15S	SB05-24-24S	SB05-24-5D	SB05-24-12D	SB05-24-15D
Max. Output Wattage (W)	4W	5W	6W	6W	6W	5W	6W	6W
Input Voltage (V.DC.)	24V (9-36V)	24V (9-36V)	24V (9-36V)	24V (9-36V)	24V (9-36V)	24V (9-36V)	24V (9-36V)	24V (9-36V)
Output Voltage (V.DC.)	3.3V / 1200mA	5V / 1000mA	12V / 500mA	15V / 400mA	24V / 250mA	±5V / ±500mA	±12V / ±250mA	±15V / ±200mA
Efficiency	71%	75%	82%	79%	81%	75%	78%	75%

Model No.	SB05-48-3.3S	SB05-48-5S	SB05-48-12S	SB05-48-15S	SB05-48-24S	SB05-48-5D	SB05-48-12D	SB05-48-15D
Max. Output Wattage (W)	4W	5W	6W	6W	6W	5W	6W	6W
Input Voltage (V.DC.)	48V (18-75V)	48V (18-75V)	48V (18-75V)	48V (18-75V)	48V (18-75V)	48V (18-75V)	48V (18-75V)	48V (18-75V)
Output Voltage (V.DC.)	3.3V / 1200mA	5V / 1000mA	12V / 500mA	15V / 400mA	24V / 250mA	±5V / ±500mA	±12V / ±250mA	±15V / ±200mA
Efficiency	71%	75%	82%	82%	81%	77%	83%	81%

Model No.		SB05-24-3.3S	SB05-24-5S	SB05-24-12S	SB05-24-15S	SB05-24-24S	SB05-24-5D	SB05-24-12D	SB05-24-15D
Max Output Wattage (W)		4W	5W	6W	6W	6W	5W	6W	6W
Input	Input Filter	π type							
Output	Voltage (V.DC.)	3.3	5	12	15	24	±5	±12	±15
	Voltage Accuracy	±2%							
	Current (mA) max	1200	1000	500	400	250	±500	±250	±200
	Line Regulation (LL-HL) (typ.)	±0.5%							
	Load Regulation (10-100%) (typ.)	±3%	±1%	±1%	±1%	±1%	±1%	±1%	±1%
	Ripple	<0.2% Vout +40mV max (Vp-p)							
	Noise	<0.5% Vout +50mV max (Vp-p)							
Protection	Switching Frequency	300KHz							
	Over Power Protection	Works over 120% of rating and recovers automatically.							
Isolation	Short Circuit Protection	Current limit, auto-recovery							
	Voltage	1600 VDC.							
Environment	Resistance	10 ⁸ ohms							
	Capacitance	1000 pF							
	Operating Temperature	-25°C...+70°C (at Full Load)							
	Storage Temperature	-55°C...+105°C							
	Case temperature	+100°C max.							
	Temperature Coefficient	±0.02% Per°C							
	Humidity	95% RH							
Physical	MTBF	>800,000 h @ 25°C (MIL-HDBK-217F)							
	Dimension (L x W x H)	1.25 x 0.8 x 0.4 Inches (31.8 x 20.3 x 10.2 mm) Tolerance ±0.5 mm							
	Case Material	Six-side shielded Aluminum with Non-Conductive base, Black Anodize							
	Weight	13 g							
	Cooling Method	Free-air convection							

All specifications valid at nominal input voltage, full load and +25°C after warm-up time unless otherwise stated.

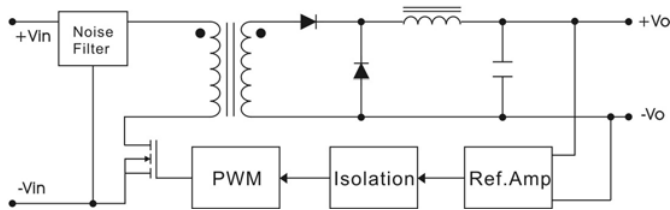
MECHANICAL DIMENSION (Top View)



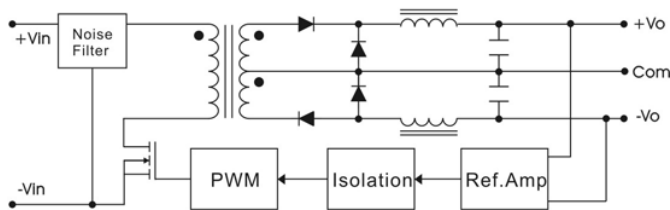
PIN#	Single	Dual
2	-VIN	-VIN
3	-VIN	-VIN
9	NC	COMMON
10	NC	NC
11	NC	-VOUT
14	+VOUT	+VOUT
15	NC	NC
16	-VOUT	COMMON
22	+VIN	+VIN
23	+VIN	+VIN

BLOCK DIAGRAM

Single Output



Dual Output



DERATING

