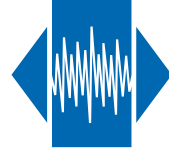


# VT2-802F

SMD VC-TCXO  
Clipped sine wave

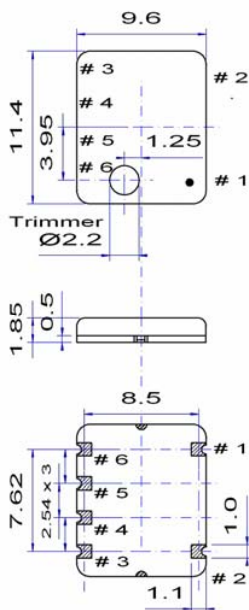
QuartzCom  
the communications company



## Features

- Applications: mobile communications, GPS, instrumentation, microwave
- Frequency range up to 50 MHz
- Tight frequency stability vs. temperature
- Low phase noise

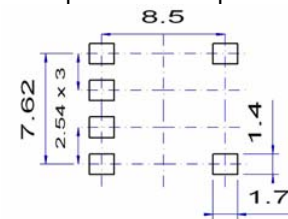
Parameter	Specification		
	VT2-802FL	VT2-802FM	VT2-802FS
Frequency range	9.6 ~ 50 MHz		
Standard frequencies	10.00, 13.00, 16.384, 19.20, 19.44, 20.00, 20.48 & 27.00 MHz		
Frequency stability:			
vs. temperature	≤ ±1.0 ~ ± 2.5 ppm		
vs. supply & load change	≤ ±0.2 ppm	±5 %	
vs. aging	≤ ±1.0 ppm	1 <sup>st</sup> year	
Frequency tolerance ex. factory	≤ ±0.5 ppm @ +25 °C		
Supply voltage	+3.0 V ±5 %	+3.3 V ±5 %	+5.0 V ±5 %
Supply current	1.5 ~ 4 mA		
Output signal	> 0.8 Vp-p clipped sine wave		
Output load	10 kΩ // 10 pF		
Frequency pulling range	±10 ~ ±15 ppm		
Voltage control	+1.65 V ±1.35 V		+2.5 V ±2.0 V
Frequency adjustment	> ± 3 ppm		by internal trimmer
Phase noise @ 13.0 MHz carrier frequency	-140 dBc/Hz		@ 1 kHz
Operating temperature range	-30 ~ +75 °C		commercial application
	-40 ~ +85 °C		industrial application
Storage temperature range	-55 ~ +125 °C		
Packaging units	tape & reel		500 or 1'000 pieces
Customer specifications on request			



## Pin function

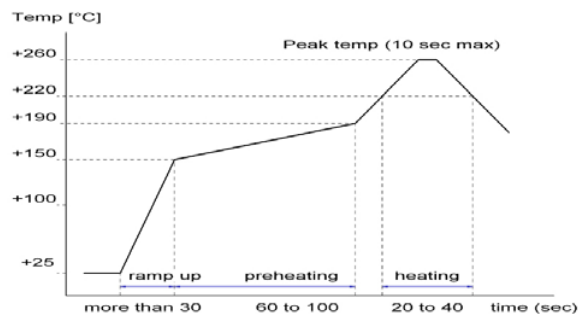
- # 1 GND
- # 2 GND
- # 3 Output
- # 4 GND
- # 5 Vc Voltage control
- # 6 Vcc

## Example for solder pattern



*Do not design any conductive path between the pattern*

## Example for IR reflow soldering temperature



2002/95/EC RoHS compliant

02 May. 10

QuartzCom AG  
sales@quartzcom.com  
[www.quartzcom.com](http://www.quartzcom.com)

QuartzCom Asia  
sales-asia@quartzcom.com

QuartzCom USA  
sales-usa@quartzcom.com

