

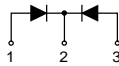
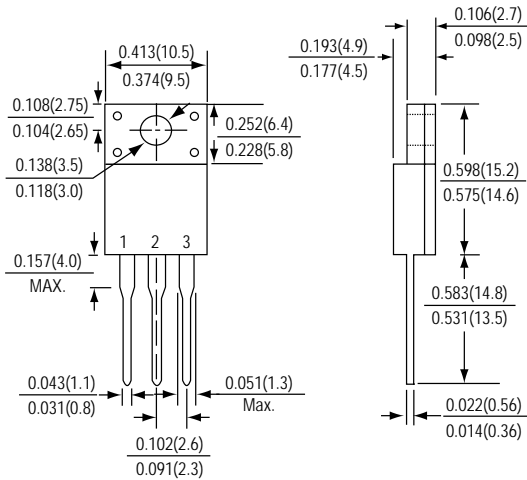


# SBL3040CF THRU SBL3060CF SCHOTTKY BARRIER RECTIFIER

Reverse Voltage - 40 to 60 Volts

Forward Current - 30 Amperes

ITO-220AB



\*Dimensions in inches and (millimeters)



## FEATURES

- \* Lead free product
- \* Low Forward Voltage
- \* High Current Capacity
- \* High reliability
- \* High surge current capability
- \* Epitaxial construction
- \* Plastic Material-UL Recognition Flammability Classification 94V-0

## MECHANICAL DATA

**Case :** JEDEC ITO-220AB molded plastic body

**Terminals :** Plated Leads, solderable per MIL-STD-750, Method 2026

**Polarity :** Molded on body

**Mounting Position :** Any

## MAXIMUM RATINGS AND ELECTRICAL CHARACTERISTICS

Ratings at 25 °C ambient temperature unless otherwise specified.	SYMBOLS	SBL3040CF	SBL3045CF	SBL3060CF	UNITS
Maximum repetitive peak reverse voltage	VRRM	40	45	60	Volts
Maximum RMS voltage	VRMS	28	31.5	42	Volts
Maximum DC blocking voltage	VDC	40	45	60	Volts
Maximum average forward rectified current at (See fig. 1)	I (AV)	30			Amps
Peak forward surge current 8.3ms single half sine-wave superimposed on rated load (JEDEC Method)	IFSM	250			Amps
Maximum instantaneous forward voltage at IF=15 A	VF	0.55		0.70	Volts
Maximum DC reverse current at rated DC blocking voltage @TC=25°C	IR	0.20			mA
Operating junction temperature range	TJ	-55 to +125			°C
Storage temperature range	TJ,TSTG	-55 to +150			°C

# RATINGS AND CHARACTERISTIC CURVES SBL3040CF THRU SBL3060CF

FIG.1 - FORWARD CURRENT DERATING CURVE

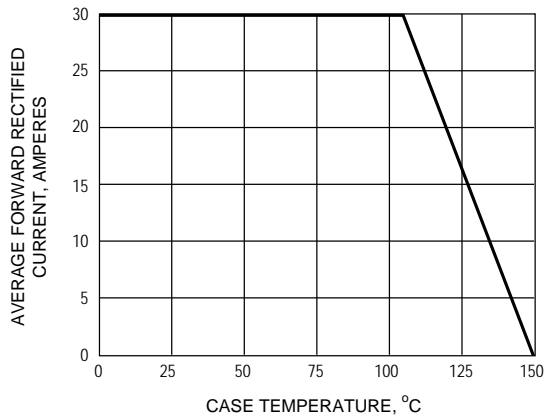


FIG.2 - MAXIMUM NON-REPETITIVE PEAK FORWARD SURGE CURRENT

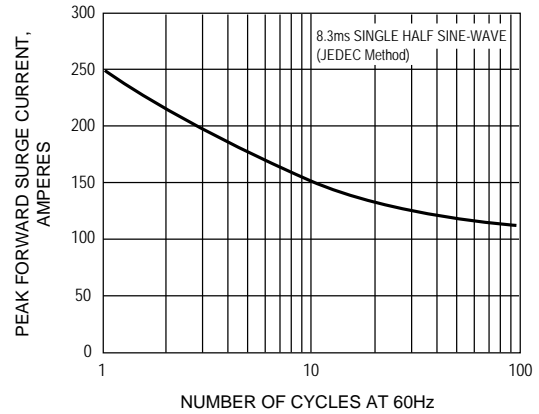


FIG.3 - TYPICAL INSTANTANEOUS FORWARD CHARACTERISTICS

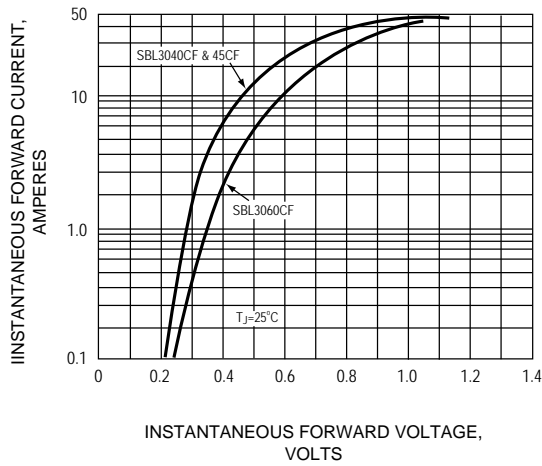


FIG.4 - TYPICAL REVERSE CHARACTERISTICS

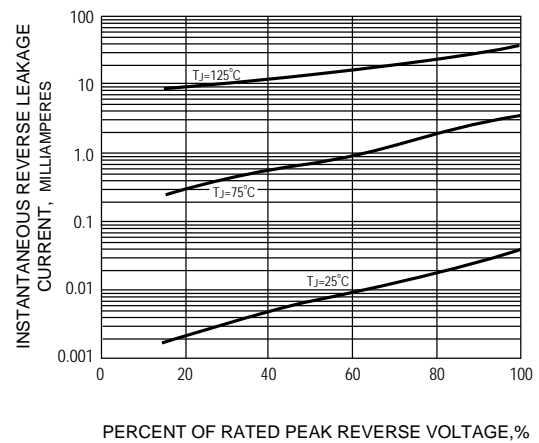


FIG.5 - TYPICAL JUNCTION CAPACITANCE

