

INTRODUCTION:

Adam Tech RG2 Relays are small general purpose relays available in eight different contact formats with either AC or DC coils and are available with PCB or Solder terminals. These relays are ideal for applications such as industrial control equipment, office machines, and medical equipment

FEATURES:

Contact ratings up to 7 amps
AC and DC coils available
PCB & Solder Plug-in terminals

SPECIFICATIONS:

ELECTRICAL:

Contact arrangement: 1 to 4 Pole, Form A & C
Contact material: Silver Alloy
Contact Rating (Resistive load):
1, 2 & 3 Pole: 7A @ 250V AC
7A @ 30V DC
4 Pole: 5A @ 250V AC
5A @ 30V DC
Max. Switching Voltage: 250V AC / 30V DC
Max. Switching Power: 1540VA, 210W
Contact resistance: 100 mΩ max. Initial
Insulation resistance: 1000 MΩ min. @ 500V DC
Dielectric withstanding voltage:
Between Coil & Contact: 1500V AC 50/60Hz for 1 min.
Between Contacts: 1000V AC 50/60Hz for 1 min.
Operating time: 25 ms max.
Release time: 25 ms max.
Electrical Life: 100,000 Operations (at rated load)

MECHANICAL:

Vibration resistance (Endurance): 1.0mm Double Amplitude 10-55Hz
Shock resistance: 10G min.
Mechanical Life: 10,000,000 Operations (no load)

TEMPERATURE RATING:

Ambient temperature: -45°C to +85°C

PACKAGING:

Anti-ESD plastic trays

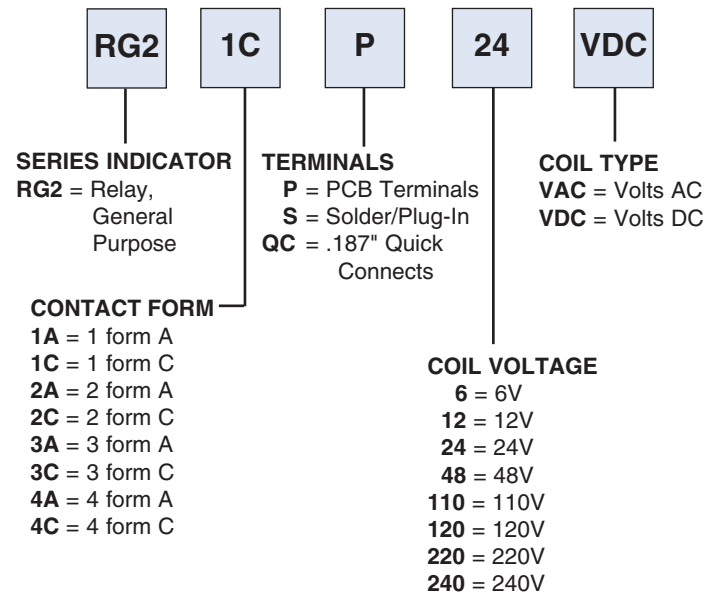
SAFETY AGENCY APPROVALS:

cUL Recognized File No. E305638



RG2-2C-S-24VDC

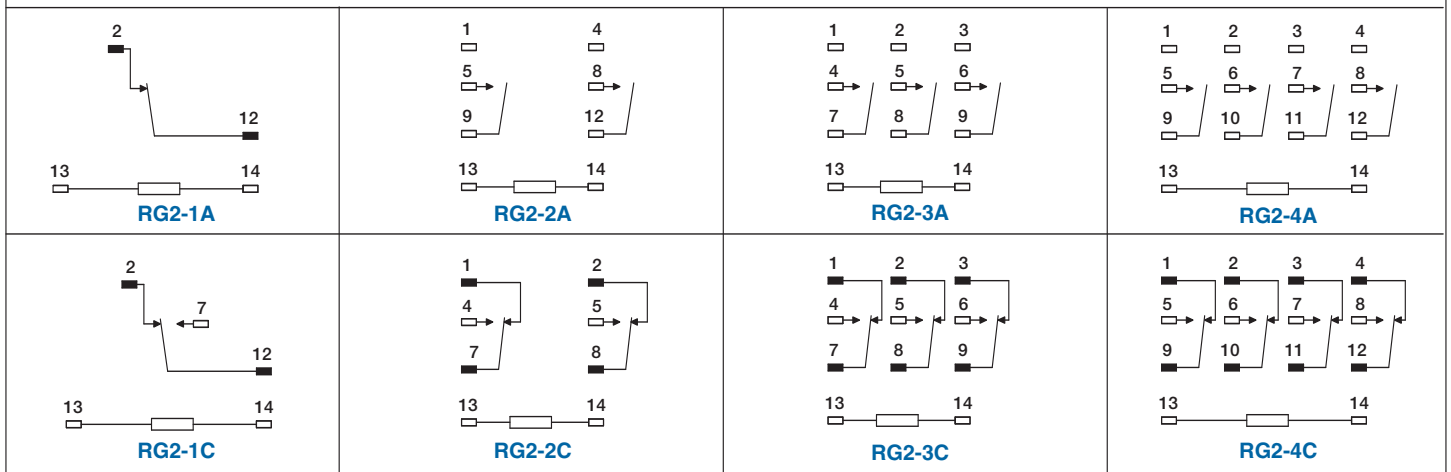
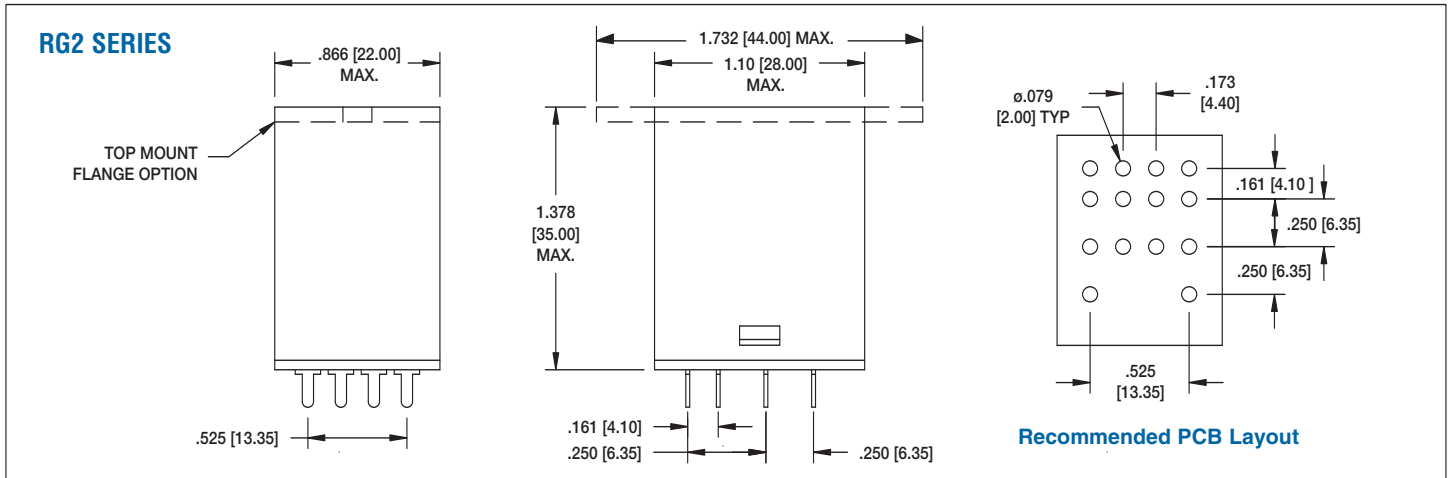
ORDERING INFORMATION
GENERAL PURPOSE RELAY



OPTION:

Add designator(s) to end of part number
F = Top Mount flange





DC Types @ 20C

Nominal Voltage V DC	Pick-up Voltage V DC (max.)	Drop-out Voltage V DC (min.)	Nominal Operating Current mA (±10%)	Coil Resistance (±10%)	Operating Power W		Max allowable Voltage V DC
					Nominal	Minimum	
6	4.8	0.6	150	40	0.9	0.58	6.6
12	9.6	1.2	75	160	0.9	0.58	13.2
24	19.2	2.4	37	640	0.9	0.58	26.4
48	38.4	4.8	19	2560	0.9	0.58	52.8
110/120	88	11	8.2	13,400	1.0	0.64	132

AC Types (50/60 Hz) @ 60 Hz, 20C

Nominal Voltage V AC	Pick-up Voltage V DC (max.)	Drop-out Voltage V DC (min.)	Nominal Operating Current mA (±10%)	Coil Resistance (±10%)	Operating Power VA	Max allowable Voltage V DC
6	4.8	1.2	200	10	Nominal 1.20 Minimum 0.77	6.6
12	9.6	2.4	100	40		13.2
24	19.2	4.8	60	160		26.4
48	38.4	9.6	30	650		52.8
110/120	96	22	13.5 / 14.5	3400		132
220/240	176	44	6.0 / 6.5	1360		264