


# EUROLINE - DC/DC-Converter

RxxPxx Series, 1 Watt, SIP7, 5.2kVDC Isolation (Dual Output)

# RECOM

## Features

- Wide Temperature Performance at full 1 Watt Load,  $-40^{\circ}\text{C}$  to  $+85^{\circ}\text{C}$
- 5.2kVDC Isolation
- Efficiency at Full Load 65% min.
- UL 94V-0 Package Material
- Internal SMD Construction
- MTTF up to 1.6 Million Hours
- BS EN 60950 Certified



## Selection Guide

 5V, 9, 12, 15V and 24V input types

Part Number	Nom. Input Voltage (VDC)	Rated Output Voltage (VDC)	Rated Output Current (mA)	Package Style
RxxP1.8D	5, 9, 12, 15, 24	$\pm 1.8$	$\pm 278$	SIP7
RxxP3.3D	5, 9, 12, 15, 24	$\pm 3.3$	$\pm 151$	
RxxP05D	5, 9, 12, 15, 24	$\pm 5$	$\pm 100$	
RxxP09D	5, 9, 12, 15, 24	$\pm 9$	$\pm 55$	
RxxP12D	5, 9, 12, 15, 24	$\pm 12$	$\pm 41$	
RxxP15D	5, 9, 12, 15, 24	$\pm 15$	$\pm 33$	

## Specifications

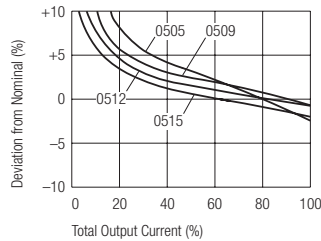
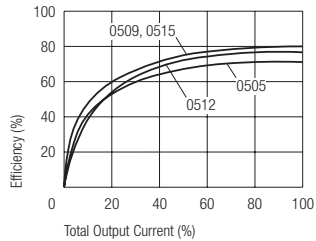
 (measured at  $T_A = 25^{\circ}\text{C}$ , at nominal input voltage and rated output current unless otherwise specified)

Input Voltage Range	$\pm 10\%$
Output Voltage Accuracy	$\pm 5\%$
Line Voltage Regulation	1.2% typ./1% of $V_{in}$
Load Voltage Regulation (10% load to rated load)	5V output types: 15% max. other output types: 10% max.
Ripple and Noise (20MHz BW)	200mVp-p max.
Efficiency (at full load)	65% min.
Isolation Voltage (flash tested for 1 minute)	5.2kVDC min.
Short Circuit Protection	1s
Operating Temperature Range (all output types)	$-40^{\circ}\text{C}$ to $+85^{\circ}\text{C}$ (see graph)
Storage Temperature Range	$-55^{\circ}\text{C}$ to $+130^{\circ}\text{C}$

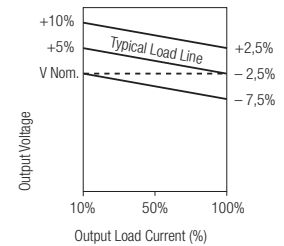
Please contact us, if you need exact parameters for the converter you have selected.

## Typical Characteristics, Tolerance Envelope and Temperature Derating Graph

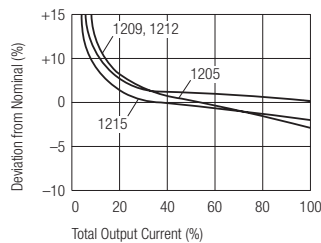
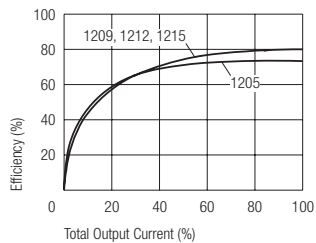
### R05Pxx



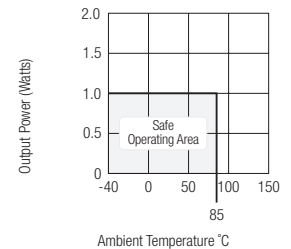
### Tolerance Envelope



### R12Pxx

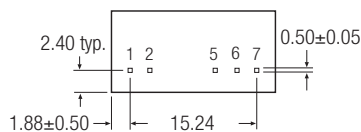
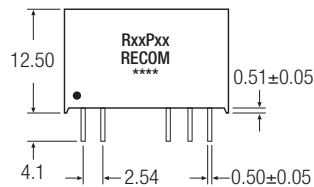
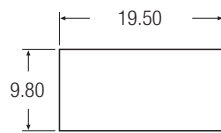


### Temperature Derating Graph



## Package Style and Pinning (mm)

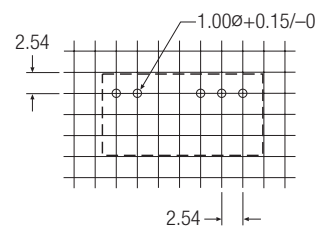
### 7 Pin SIP Package Style



### Pin Connections

Pin #	Single
1	+Vin
2	GND
5	-Vout
6	OV
7	+Vout

### Recommended Footprint Details



XX.X ± 0.5 mm  
XX.XX ± 0.25 mm