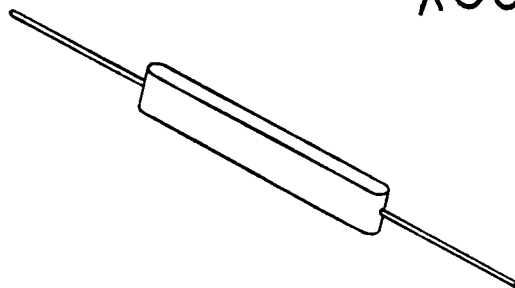


.5 AMP RECTIFIER ASSEMBLY

SDA 5000 thru SDA 25000

X00101

- * AVERAGE OUTPUT CURRENT .5 AMPS
- * PIV 5000 TO 25000 VOLTS
- * LOW REVERSE LEAKAGE
- * LOW FORWARD VOLTAGE DROP
- * CORONA FREE
- * SUPERIOR THERMAL SHOCK RESISTANCE
- * ALSO AVAILABLE IN FAST RECOVERY TIMES



SSDI introduces a new and complete series of high Density, High Voltage Rectifier Assemblies for use in industrial and military applications. Designed to be corona free, these rectifiers are capable of meeting stringent electrical, mechanical and environmental specifications.

Consult your factory representative for engineering assistance.

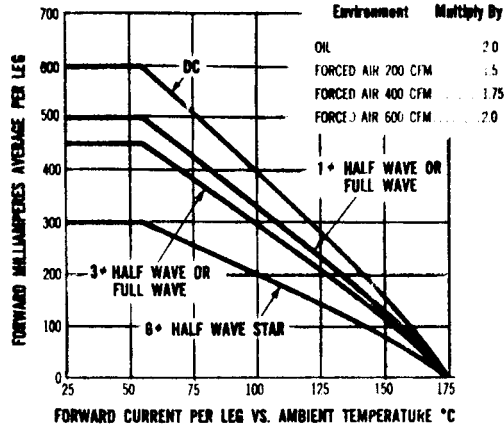
SEMTECH EQUIVALENT: SCH5000 through SCH25000

UNITRODE EQUIVALENT: HVH5000 through HVH25000

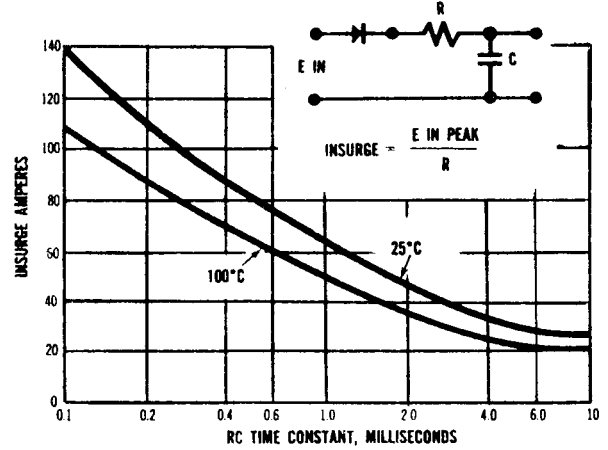
Type	PIV per leg	Average DC Output Amps TC = (case temp.)		Reverse * Recovery Time T _{rr}	Peak 1 Cycle Forward Surge	VF Max per leg @ 500mA	Reverse Current (I _R Max. per leg. @ PIV)		Case Size		
		55°C	100°C				25°C	100°C	Inches		
	VOLTS	AMPS	AMPS	us	AMPS	VOLTS	UA	UA	A	B	C
SDA 5000	5000	.5	.33	5	50	5	1	50	1.125	.250	.50
SDA 7500	7500	.5	.33	5	50	7.5	1	50	1.625	.250	.50
SDA 10000	10000	.5	.33	5	50	10	1	50	2.000	.250	.50
SDA 12500	12500	.5	.33	5	50	12.5	1	50	2.375	.250	.50
SDA 15000	15000	.5	.33	5	50	15	1	50	2.750	.250	.50
SDA 20000	20000	.5	.33	5	50	20	1	50	3.500	.250	.50
SDA 25000	25000	.5	.33	5	50	25	1	50	4.250	.250	.50

SSDI SOLID STATE DEVICES, INC.

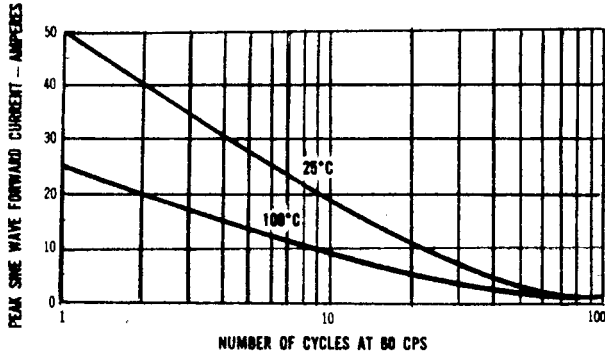
MAXIMUM FORWARD CURRENT VS. AMBIENT TEMPERATURE



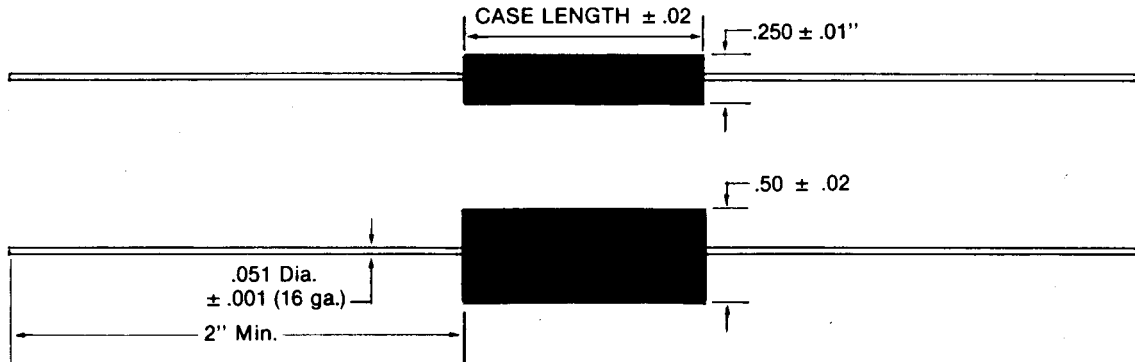
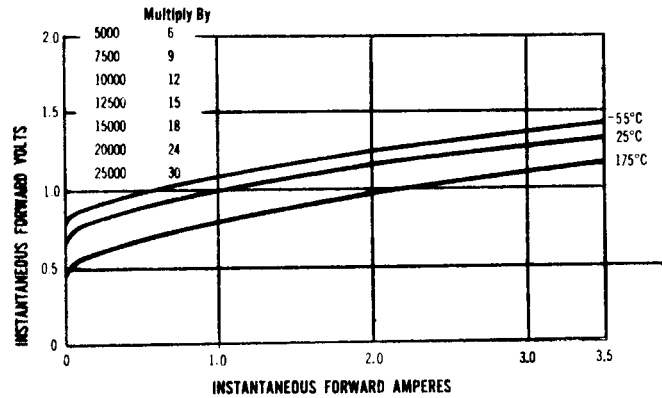
MAXIMUM RATINGS FOR CAPACITY LOADS



NON-RECURRENT FORWARD CURRENT SURGE CURVE



TYPICAL FORWARD CHARACTERISTICS PER JUNCTION



SSDI SOLID STATE DEVICES, INC.