



Spec. No.	PS-N329TG4-B0R
Rev.	A

PRODUCT SPECIFICATION

Model No: CSPR-N329TG4-B0R

Descriptions:
<ul style="list-style-type: none"> • LED Type : Superbright Lamp • LED Package : Piranha LED Lamp • Emitting Color : Green • Viewing Angle : 50° • Stopper



CUSTOMER APPROVED SIGNATURES	APPROVED BY	CHECKED BY	PREPARED BY

CHINA SEMICONDUCTOR CORPORATION
Address: 2FL. NO.909, Chung-Cheng Road,
Chung-Ho City Taipei Hsien, Taiwan.

Tel: 886-2-2223-9696
Fax: 886-2-2223-9377

OPTO PLUS TECHNOLOGIES CO.,LTD
Address: 696 Shun jiang Rd., Ji Shan St. Shaoxing,
ZheJiang, China

Tel: 86-0575-88623888
Fax: 86-0575-88623112



Spec. No.	PS-N329TG4-B0R
Rev.	A

Model No: CSPR-N329TG4-B0R

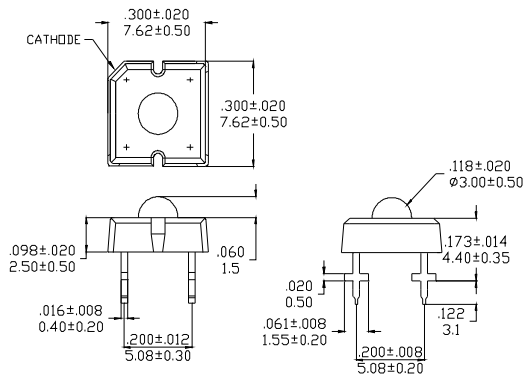
Features -

1. High Current Operation
2. High Luminous Output
3. High Reliability and Solid
4. Optimal Optical/Mechanical Design
5. Packaged in Tubes for Use with Automatic Pick and Place Equipment
6. Rohs Compliant

Device Selection Guide -

Part No.	Chip		LED Lens
	Material	Emitted Color	
CSPR-N329TG4-B0R	InGaN	Green	Water Transparent

Package Outline Dimensions -



* Tolerance : $\pm 0.25[0.01]$ Unit : $\pm \text{mm}[\text{inch}]$



Model No: CSPR-N329TG4-B0R

■ Absolute Maximum Rating -

(Ta=25°C)

Parameter	Symbol	Rating	Unit
Power Dissipation	Pd	120	mW
Forward Current (DC)	IF	40	mA
Peak Forward Current *	IFP	100	mA
Reverse Voltage	VR	5	V
Operating Temp.	Topr	-30 ~ +80	°C
Storage Temp.	Tstg	-40 ~ +100	°C
Lead Soldering Temperature	Tsol	Max. 260°C for 5 sec Max. (3mm from the epoxy bulb)	

* Pulse width ≤ 0.1 msec. duty $\leq 1/10$

■ Electro-optical Characteristics -

(Ta=25°C)

Parameter	Symbol	Min.	Typ.	Max.	Unit	Condition
Forward Voltage	VF	-----	3.5	4.0	V	IF=30mA
Luminous Flux	Φ_v	2000	3500	-----	mlm	
Dominant Wavelength	λ_d	-----	525	-----		
Viewing Angle	$2\theta_{1/2}$	-----	50	-----	deg	
Reverse Current	IR	-----	-----	50	μA	VR=5V



Model No: CSPR-N329TG4-B0R

■ Luminous Flux Rank Limits (I_F = 30mA)

unit : mlm

Part No.	CSPR-N329TG4-B0R	
Code	min.	max.
D	2000	2500
E	2500	3000
F	3000	3500
G	3500	4000
H	4000	5000

■ Dominant Wavelength Rank Limits (I_F = 30mA)

unit : nm

Part No.	CSPR-N329TG4-B0R	
Code	min.	max.
TG1	515	520
TG2	520	525
TG3	525	530
TG4	530	535

■ Forward Voltage Rank Limits (I_F = 30mA)

unit : V

Part No.	CSPR-N329TG4-B0R	
Code	min.	max.
J	3.0	3.2
K	3.2	3.4
L	3.4	3.6
M	3.6	3.8
N	3.8	4.0

Notes:

1. Tolerance of measurement of luminous Flux :±15 %
2. Tolerance of measurement of dominant wavelength :±2nm
3. Tolerance of measurement of forward voltage :±0.05v
4. All data are measured by CSC's test equipment.
5. One delivery will include several color rank, VF rank and Iv ranks of the products.
6. The quantity-ratio of the ranks is decided by CSC.
7. Please confirm with CSC salesman,if your request different form standard specification.



Spec. No.	PS-N329TG4-B0R
Rev.	A

Model No: CSPR-N329TG4-B0R

Typical Electrical / Optical Characteristics Curves -

(Ta = 25°C Unless Otherwise Noted)

Fig 1. Forward Current Vs. Forward Voltage

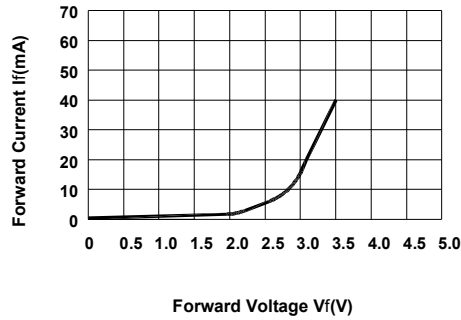


Fig 2. Relative Luminous Flux Vs. Forward Current

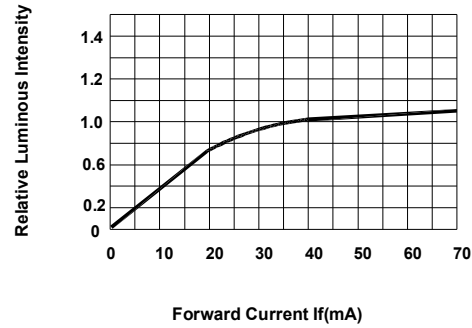


Fig 3. Forward Current Vs. Ambient Temperature
(Rθ j-a=300°C/W)

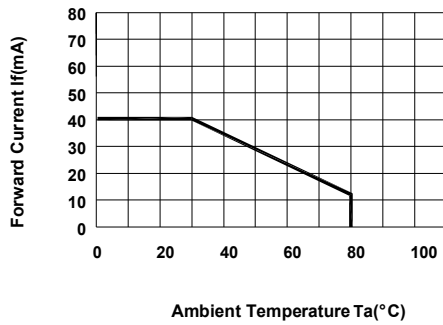


Fig 4. Relative Intensity Vs. Wavelength

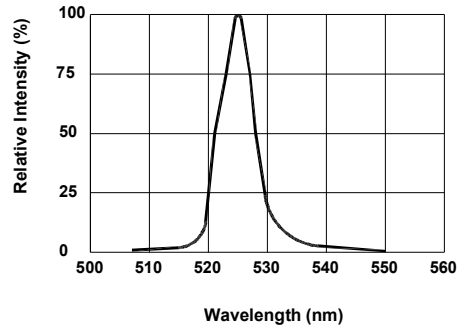
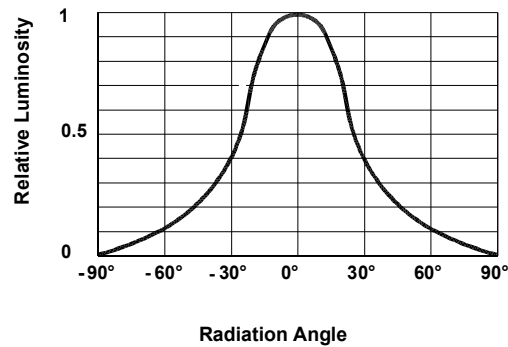


Fig 5. Radiation Diagram



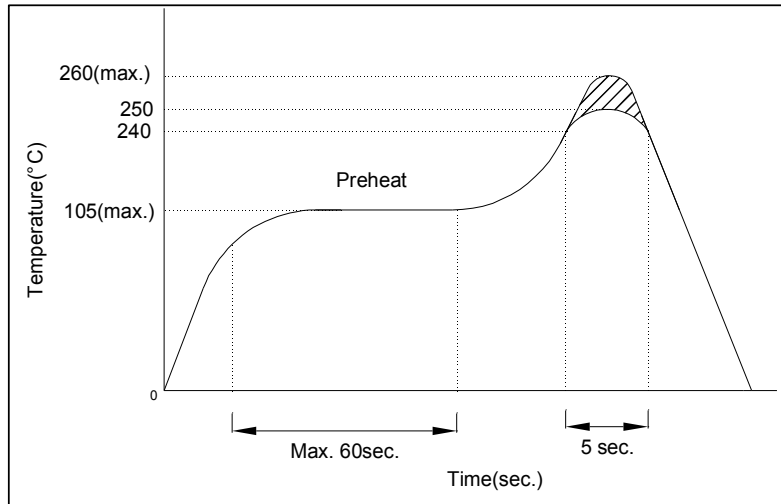


Model No: CSPR-N329TG4-B0R

■ Precautions For Use -

1. Recommended Soldering conditions

Wave Soldering



2. Soldering Iron

Basic SPEC. is $\leq 5\text{sec.}$ When 260°C . If temperature is higher, time should be shorter ($+10^{\circ}\text{C} \rightarrow -1\text{sec.}$). Power dissipation of iron should be smaller than 15W, and temperature should be controllable. Surface temperature of the device should be under 230°C .

3. Static Electricity

- a. Static electricity or surge voltage damages LEDs..
It is recommended that a wrist band or an anit-electrostatic glove be used when handling the LEDs.
- b. All devices, equipment and machinery must be properly grounded. It is recommended that mesures be taken against surge voltage to the equipment that mounts the LEDs.

■ Revision History

Rev. NO	Date	Change Description
A	2009-7-29	

CSC has the right to updata the information without notice,
Please confirm with CSC salesman for the latest version.