

PLEASE CHECK WWW.MOLEX.COM FOR LATEST PART INFORMATION

Part Number: [0015921080](#)
Status: **Active**
Description: 1.27mm (.050") Pitch EBBI™ 50D Receptacle, Vertical, 80 Circuits

Documents:

3D Model	Product Specification PS-71660 (PDF)
Drawing (PDF)	RoHS Certificate of Compliance (PDF)

Agency Certification

CSA	LR19980
UL	E29179

General

Product Family	PCB Receptacles
Series	71660
Application	Board-to-Board
Comments	Meets SCA (Single Connector Attachment) standard for small form factor disk drives
Product Name	EBBI™

Physical

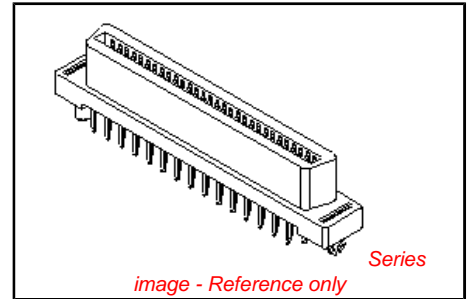
Circuits (Loaded)	80
Color - Resin	Black
Durability (mating cycles max)	2,000
Flammability	94V-0
Glow-Wire Compliant	No
Guide to Mating Part	Yes
Material - Metal	Phosphor Bronze
Material - Plating Mating	Gold
Material - Plating Termination	Tin
Material - Resin	High Temperature Thermoplastic
Number of Rows	2
Orientation	Vertical
PC Tail Length (in)	0.134 In
PC Tail Length (mm)	3.40 mm
PCB Locator	Yes
PCB Retention	Yes
PCB Thickness Recommended (in)	0.062 In
PCB Thickness Recommended (mm)	1.60 mm
Packaging Type	Tray
Pitch - Mating Interface (in)	0.050 In
Pitch - Mating Interface (mm)	1.27 mm
Plating min: Mating (µin)	30
Plating min: Mating (µm)	0.75
Plating min: Termination (µin)	10
Plating min: Termination (µm)	0.25
Polarized to PCB	Yes
Temperature Range - Operating	-40°C to +105°C
Termination Interface: Style	Through Hole

Electrical

Current - Maximum per Contact	1A
Voltage - Maximum	30V

Solder Process Data

Duration at Max. Process Temperature (seconds)	40
Lead-free Process Capability	SMC & Wave Capable (TH only)



EU RoHS

ELV and RoHS Compliant
REACH SVHC Contains SVHC: No
Halogen-Free Status Not Reviewed

China RoHS



Need more information on product environmental compliance?

Email productcompliance@molex.com
 For a multiple part number RoHS Certificate of Compliance, [click here](#)

Please visit the [Contact Us](#) section for any non-product compliance questions.

Search Parts in this Series
[71660Series](#)

Mates With
[71661](#)

Max. Cycles at Max. Process Temperature 3
Process Temperature max. C 260

Material Info

Old Part Number A-71660-1080

Reference - Drawing Numbers

Product Specification PS-71660
Sales Drawing SDA-71660-1***, SDA-71660-1****

This document was generated on 04/20/2010

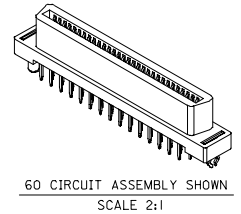
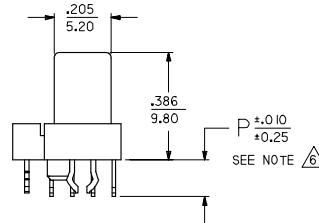
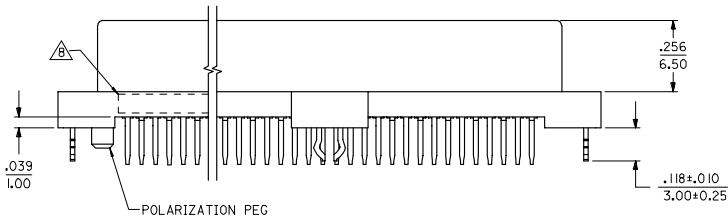
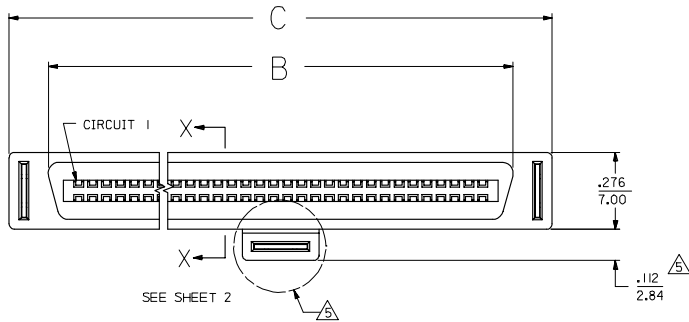
PLEASE CHECK WWW.MOLEX.COM FOR LATEST PART INFORMATION

13 12 11 10 9 8 7 6 5 4 3 2 1

J
I
H
G
F
E
D
C
B
A

NOTES:

- 1) MATERIALS:
HOUSING- LCP, GLASS FILLED, 94V-0, BLACK.
TERMINALS- COPPER ALLOY
METAL PEGS- COPPER ALLOY
- 2) FINISH:
TERMINALS:
.000030/(0.00076) MINIMUM GOLD IN CONTACT AREA OVER
.000050/(0.00127) MINIMUM TIN IN TAIL AREA OVER
.000075/(0.00191) MINIMUM NICKEL UNDERPLATE OVERALL.
- 3) ASSEMBLY MATES WITH MOLEX P/N SDA-71661-****.
- 4) CONFORMS TO PRODUCT SPECIFICATION PS-71660.
- 5) CENTER PEG IS ONLY ON I20 AND I30 CIRCUIT ASSEMBLIES.
- 6) TAIL LENGTH ON FIRST MATE CONTACTS IS APPROXIMATELY .010 INCH/0.25 MM SHORTER THAN THE TAIL LENGTH SPECIFIED.
- 7) CONNECTOR WILL ACCEPT MATING TO A P.C. BOARD WITH A THICKNESS OF .062±.003.
- 8) FOUR DIGIT DATE CODE (WK YR), EXAMPLE => 26 96 LOCATED IN AREA INDICATED.
- 9) SEE CHART FOR PACKAGING INFORMATION.



3	0
2	0
1	0
SHT	REV

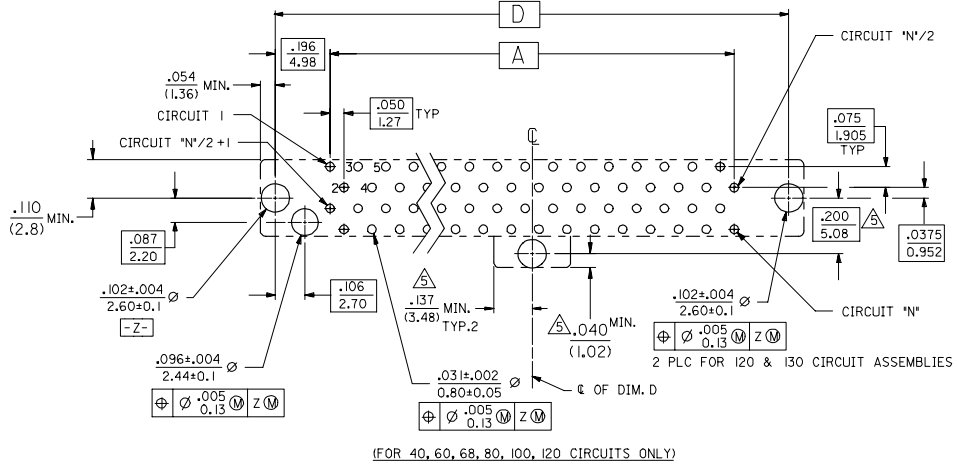
UPDATE BORDER EC NO. UCP2007-0935 DRWNSBARER 2006/11/06 CHPKMIBARRA 2006/11/06 APPR:SHILLER 2006/11/07	QUALITY SYMBOLS	GENERAL TOLERANCES (UNLESS SPECIFIED)	DIMENSION STYLE IN/MM	SCALE 4:1	DESIGN UNITS INCH	THIRD ANGLE PROJECTION
	▽=0	4 PLACES ± --- ± --- 3 PLACES ± --- ± .005 2 PLACES ± 0.13 ± .010 1 PLACE ± 0.25 ± --- ANGULAR ±1/2°	DRAWN BY DATE RAN 6/15/92 CHECKED BY DATE RAN 6/15/92 APPROVED BY DATE LAB 6/15/92	TITLE	SALES ASSEMBLY MOLEX EBB1 50D VERTICAL RECEPTACLE CONNECTOR	
	▽=0	DRAFT WHERE APPLICABLE MUST REMAIN WITHIN DIMENSIONS	MATERIAL NO. SEE TABLE	DOCUMENT NO. SDA-71660-1***	MOLEX INCORPORATED SHEET NO. 1 OF 3	
	REV		THIS DRAWING CONTAINS INFORMATION THAT IS PROPRIETARY TO MOLEX INCORPORATED AND SHOULD NOT BE USED WITHOUT WRITTEN PERMISSION			

12 11 10 9 8 7 6 5 4 3 2 1

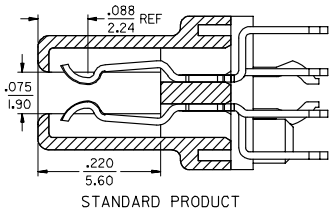
J
I
H
G
F
E
D
C
B
A

13 12 11 10 9 8 7 6 5 4 3 2 1

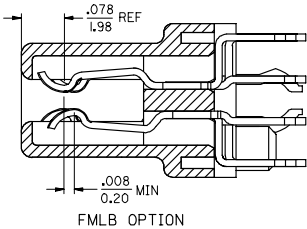
J I H G F E D C B A



(FOR 40, 60, 68, 80, 100, 120 CIRCUITS ONLY)



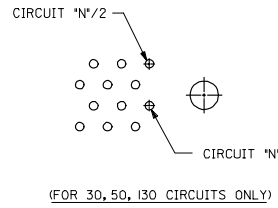
STANDARD PRODUCT



FMLB OPTION

SECTION X-X
SCALE - 8:1

RECOMMENDED PC BOARD LAYOUT
COMPONENT SIDE



UPDATE BORDER EC NO. UCP2007-0935 DRW:BARBER 2006/11/06 CHK:BARBER 2006/11/06 APPR:STILLER 2006/11/07	QUALITY SYMBOLS ▽=0 ▽=0	GENERAL TOLERANCES (UNLESS SPECIFIED) 4 PLACES ± --- ± --- 3 PLACES ± --- ± .005 2 PLACES ± .13 ± .10 1 PLACE ± 0.25 ± --- ANGULAR ±1/2°	DIMENSION STYLE IN/MM	SCALE 4:1	DESIGN UNITS INCH	THIRD ANGLE PROJECTION
	DRAFT WHERE APPLICABLE MUST REMAIN WITHIN DIMENSIONS	DRAWN BY RAN DATE 6/15/92	CHECKED BY RAN DATE 6/15/92	APPROVED BY LAB DATE 6/15/92	MATERIAL NO. SEE CHART	DOCUMENT NO. SDA-71660-1***

SALES ASSEMBLY
MOLEX EBBI 50D VERTICAL
RECEPTACLE

MOLEX INCORPORATED

THIS DRAWING CONTAINS INFORMATION THAT IS PROPRIETARY TO MOLEX INCORPORATED AND SHOULD NOT BE USED WITHOUT WRITTEN PERMISSION

12 11 10 9 8 7 6 5 4 3 2 1

ib_frame_C_P_ME_T Rev. E 2006/04/15

13 12 11 10 9 8 7 6 5 4 3 2 1

J

I

H

G

F

E

D

C

B

A

ENGINEERING NUMBER	EDP NUMBER	PACKAGING SPEC	CKT (*N*)	A	B	C	D	P	ADVANCED TERMINALS / CKTS SEE SECTION X-X *FMLB OPT*
SDA-71660-1030	015-92-1030	PK-71660	30	.700 (17.78)	.918 (23.32)	1.199 (30.45)	1.092 (27.75)		
SDA-71660-1040	015-92-1040	PK-71660	40	.950 (24.13)	1.168 (29.67)	1.449 (36.80)	1.342 (34.10)		
SDA-71660-1050	015-92-1050	PK-71660	50	1.200 (30.48)	1.418 (36.02)	1.699 (43.15)	1.592 (40.45)		
SDA-71660-1060	015-92-1060	PK-71660	60	1.450 (36.83)	1.668 (42.37)	1.949 (49.50)	1.842 (46.80)		
SDA-71660-1068	015-92-1068	PK-71660	68	1.650 (41.91)	1.868 (47.45)	2.149 (54.58)	2.042 (51.88)	.134 (3.40)	N/A
SDA-71660-1080	015-92-1080	PK-71660	80	1.950 (49.53)	2.168 (55.07)	2.449 (62.20)	2.342 (59.50)		
SDA-71660-1100	015-92-1100	PK-71660	100	2.450 (62.23)	2.668 (67.77)	2.949 (74.90)	2.842 (72.20)		
SDA-71660-1120	015-92-1120	PK-71660	120	2.950 (74.93)	3.168 (80.47)	3.449 (87.60)	3.342 (84.90)		
SDA-71660-1130	015-92-1130	PK-71660	130	3.200 (81.28)	3.418 (86.82)	3.699 (93.95)	3.592 (91.25)		
SDA-71660-1330	015-92-1430	PK-71660	30	.700 (17.78)	.918 (23.32)	1.199 (30.45)	1.092 (27.75)		
SDA-71660-1340	015-92-1440	PK-71660	40	.950 (24.13)	1.168 (29.67)	1.449 (36.80)	1.342 (34.10)		
SDA-71660-1350	015-92-1450	PK-71660	50	1.200 (30.48)	1.418 (36.02)	1.699 (43.15)	1.592 (40.45)		
SDA-71660-1360	015-92-1460	PK-71660	60	1.450 (36.83)	1.668 (42.37)	1.949 (49.50)	1.842 (46.80)		
SDA-71660-1368	015-92-1468	PK-71660	68	1.650 (41.91)	1.868 (47.45)	2.149 (54.58)	2.042 (51.88)	.110 (2.79)	N/A
SDA-71660-1380	015-92-1480	PK-71660	80	1.950 (49.53)	2.168 (55.07)	2.449 (62.20)	2.342 (59.50)		
SDA-71660-1400	015-92-1500	PK-71660	100	2.450 (62.23)	2.668 (67.77)	2.949 (74.90)	2.842 (72.20)		
SDA-71660-1401	015-92-1501	PK-70873-0816	100	2.450 (62.23)	2.668 (67.77)	2.949 (74.90)	2.842 (72.20)		
SDA-71660-1420	015-92-1520	PK-71660	120	2.950 (74.93)	3.168 (80.47)	3.449 (87.60)	3.342 (84.90)		
SDA-71660-1430	015-92-1530	PK-71660	130	3.200 (81.28)	3.418 (86.82)	3.699 (93.95)	3.592 (91.25)		
SDA-71660-1550	015-92-1550	PK-71660	50	1.200 (30.48)	1.418 (36.02)	1.699 (43.15)	1.592 (40.45)	.134 (3.40)	2-4, 8-11, 14, 17, 20, 23, 26-29, 31, 32, 34, 36, 39, 42, 45, 48, 49
SDA-71660-1630	716601630	PK-71660	30	.700 (17.78)	.918 (23.32)	1.199 (30.45)	1.092 (27.75)		
SDA-71660-1640	716601640	PK-71660	40	.950 (24.13)	1.168 (29.67)	1.449 (36.80)	1.342 (34.10)		
SDA-71660-1650	716601650	PK-71660	50	1.200 (30.48)	1.418 (36.02)	1.699 (43.15)	1.592 (40.45)		
SDA-71660-1660	716601660	PK-71660	60	1.450 (36.83)	1.668 (42.37)	1.949 (49.50)	1.842 (46.80)		
SDA-71660-1668	716601668	PK-71660	68	1.650 (41.91)	1.868 (47.45)	2.149 (54.58)	2.042 (51.88)	.155 (3.94)	N/A
SDA-71660-1680	716601680	PK-71660	80	1.950 (49.53)	2.168 (55.07)	2.449 (62.20)	2.342 (59.50)		
SDA-71660-1700	716601700	PK-71660	100	2.450 (62.23)	2.668 (67.77)	2.949 (74.90)	2.842 (72.20)		
SDA-71660-1720	716601720	PK-71660	120	2.950 (74.93)	3.168 (80.47)	3.449 (87.60)	3.342 (84.90)		
SDA-71660-1730	716601730	PK-71660	130	3.200 (81.28)	3.418 (86.82)	3.699 (93.95)	3.592 (91.25)		

UPDATE BORDER EC NO: UCP2007-0935 DRWNSBARBER 2006/11/06 CHKD: 2006/11/06 APPR: SILLER 2006/11/07 REV DESCRIPTION	QUALITY SYMBOLS	GENERAL TOLERANCES (UNLESS SPECIFIED)	DIMENSION STYLE	SCALE	DESIGN UNITS	THIRD ANGLE PROJECTION
	▽=0	mm INCH	IN/MM	4:1	INCH	
	▽=0	4 PLACES ± --- ± ---	DRAWN BY DATE			
		3 PLACES ± --- ± .005	CHECKED BY DATE			
	2 PLACES ± 0.13 ± 0.10	RAN DATE				
	1 PLACE ± 0.25 ± ---	APPROVED BY DATE				
	ANGULAR ±1/2°	LAB DATE				
		DRAFT WHERE APPLICABLE MUST REMAIN WITHIN DIMENSIONS	MATERIAL NO.	DOCUMENT NO.	SHEET NO.	
			SEE CHART	SDA-71660-1****	3 OF 3	
			THIS DRAWING CONTAINS INFORMATION THAT IS PROPRIETARY TO MOLEX INCORPORATED AND SHOULD NOT BE USED WITHOUT WRITTEN PERMISSION			

tb_frame_C_P_ME_T
Rev. E 2006/04/15

12 11 10 9 8 7 6 5 4 3 2 1

J

I

H

G

F

E

D

C

B

A