

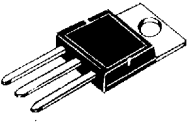
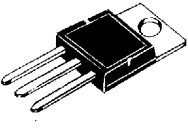


SCHOTTKY-DUAL DIODES

Type	V _{RRM} (V)	I _{FAV} (A)	I _{FSM} (A)	V _F at I _F (V)	I _R (mA)	T _{jmax} (°C)	Case JEDEC
BYR 10-25T	25	2x5	150	<0.55	5.0	<1	TO-220 AB
BYR 10-35T	35	2x5	150	<0.55	5.0	<1	
BYR 10-45T	45	2x5	150	<0.55	5.0	<1	
BYS 10-40T	40	2x5	150	<0.72	5.0	<0.1	
BYS 10-50T	50	2x5	150	<0.72	5.0	<0.1	
BYS 10-60T	60	2x5	150	<0.72	5.0	<0.1	
BYS 10-70T	70	2x5	150	<0.82	5.0	<0.1	
BYS 10-80T	80	2x5	150	<0.82	5.0	<0.1	
BYS 10-90T	90	2x5	150	<0.82	5.0	<0.1	
BYS 10-100T	100	2x5	150	<0.82	5.0	<0.1	
BYR 15-25T	25	2x7.5	150	<0.60	7.5	<1	
BYR 15-35T	35	2x7.5	150	<0.60	7.5	<1	
BYR 15-45T	45	2x7.5	150	<0.60	7.5	<1	
BYS 15-40T	40	2x7.5	150	<0.75	7.5	<0.1	
BYS 15-50T	50	2x7.5	150	<0.75	7.5	<0.1	
BYS 15-60T	60	2x7.5	150	<0.75	7.5	<0.1	
BYS 15-70T	70	2x7.5	150	<0.85	7.5	<0.1	
BYS 15-80T	80	2x7.5	150	<0.85	7.5	<0.1	
BYS 15-90T	90	2x7.5	150	<0.85	7.5	<0.1	
BYS 15-100T	100	2x7.5	150	<0.85	7.5	<0.1	
BYR 30-25T	25	2x15	300	<0.55	15.0	<2	
BYR 30-35T	35	2x15	300	<0.55	15.0	<2	
BYR 30-45T	45	2x15	300	<0.55	15.0	<2	
BYS 30-40T	40	2x15	300	<0.72	15.0	<0.5	
BYS 30-50T	50	2x15	300	<0.72	15.0	<0.5	
BYS 30-60T	60	2x15	300	<0.72	15.0	<0.5	
BYS 30-70T	70	2x15	300	<0.82	15.0	<0.5	
BYS 30-80T	80	2x15	300	<0.82	15.0	<0.5	
BYS 30-90T	90	2x15	300	<0.82	15.0	<0.5	
BYS 30-100T	100	2x15	300	<0.82	15.0	<0.5	
BYR 40-25T	25	2x20	400	<0.55	20.0	<3	
BYR 40-35T	35	2x20	400	<0.55	20.0	<3	
BYR 40-45T	45	2x20	400	<0.55	20.0	<3	
BYS 40-40T	40	2x20	400	<0.72	20.0	<1	
BYR 40-50T	50	2x20	400	<0.72	20.0	<1	
BYR 40-60T	60	2x20	400	<0.72	20.0	<1	
BYR 40-70T	70	2x20	400	<0.82	20.0	<1	
BYR 40-80T	80	2x20	400	<0.82	20.0	<1	
BYR 40-90T	90	2x20	400	<0.82	20.0	<1	
BYR 40-100T	100	2x20	400	<0.82	20.0	<1	

Ratings per diode