



GBJ2005 THRU GB210

GLASS PASSIVATED BRIDGE RECTIFIER

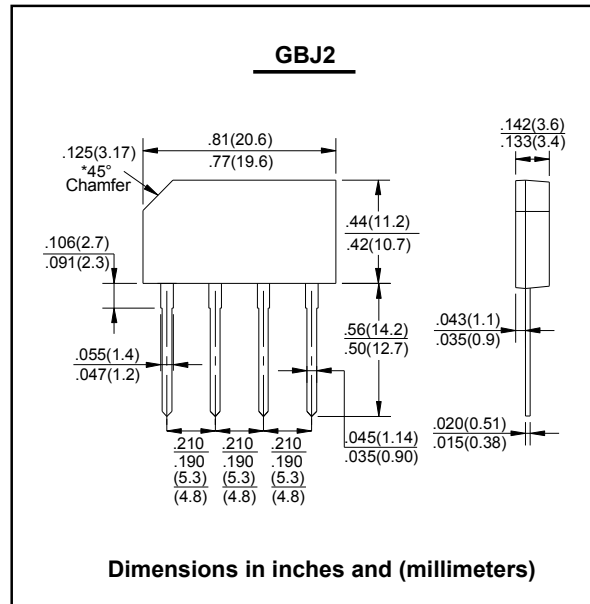
Reverse Voltage - 50 to 1000 Volts Forward Current - 2.0 Ampere

FEATURES

- Glass passivated chip junction
- Reliable low cost construction utilizing molded plastic technique
- Ideal for printed circuit board
- Low reverse leakage current
- Low forward voltage drop
- High surge current capability

MECHANICAL DATA

- Case: Molded plastic, GBJ
- Terminals: Terminals: Leads solderable per MIL-STD-202 method 208 guaranteed
- Epoxy: UL 94V-0 rate flame retardant
- Mounting Position: Any



MAXIMUM RATINGS AND ELECTRICAL CHARACTERISTICS

Ratings at 25°C ambient temperature unless otherwise specified.
Single phase half-wave 60Hz, resistive or inductive load, for capacitive load current derate by 20%.

Parameter	Symbols	GBJ 2005	GBJ 201	GBJ 202	GBJ 204	GBJ 206	GBJ 208	GBJ 210	Units
Maximum Recurrent Peak Reverse Voltage	V_{RRM}	50	100	200	400	600	800	1000	V
Maximum RMS Voltage	V_{RMS}	35	70	140	280	420	560	700	V
Maximum DC Blocking Voltage	V_{DC}	50	100	200	400	600	800	1000	V
Maximum Average Forward Rectified Current with Heatsink at $T_C = 50^\circ\text{C}$	$I_{(AV)}$	2							A
Peak Forward Surge Current, 8.3 ms Single Half-Sine -Wave superimposed on rated load (JEDEC Method)	I_{FSM}	60							A
Maximum Forward Voltage at 2.0 A DC and 25 °C	V_F	1.1							V
Maximum Reverse Current at $T_A = 25^\circ\text{C}$ at Rated DC Blocking Voltage $T_A = 125^\circ\text{C}$	I_R	5.0 300							μA
Typical Junction Capacitance ¹⁾	C_J	40							pF
Typical Thermal Resistance ²⁾	$R_{\theta JC}$	12							°C/W
Operating and Storage Temperature Range	T_J, T_S	-55 to +150							°C

Note: 1. Mounted on 75 x 75 x 3.0mm Al. plate.
2. Mounted on PCB at 9.5mm lead length with 12mm² copper pad.



GBJ2005 THRU GBJ210

RATINGS AND CHARACTERISTIC CURVES

FIG.1- DERATING CURVE
OUTPUT RECTIFIED CURRENT

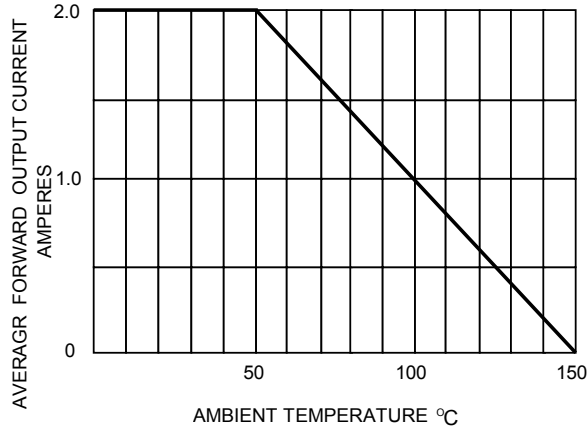


FIG.2-TYPICAL FORWARD
CHARACTERISTICS

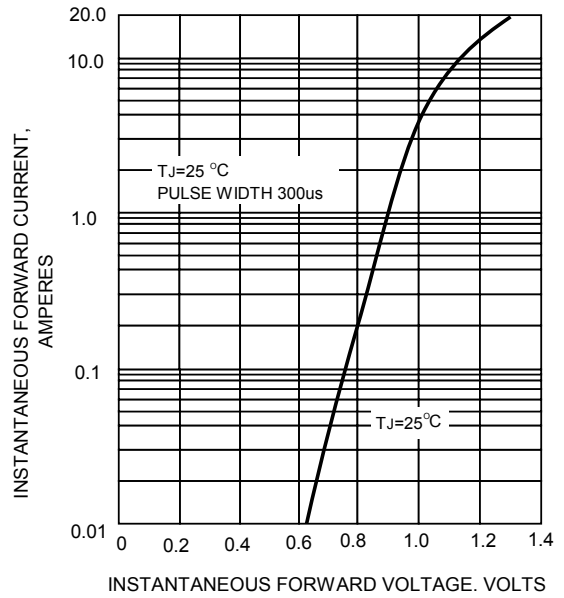


FIG.3-TYPICAL REVERSE
CHARACTERISTICS

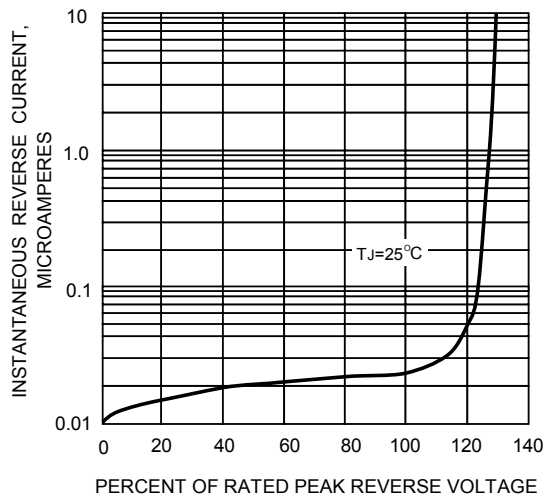


FIG.4-MAXIMUM FORWARD SURGE CURRENT

