

HIGH POWER STANDARD CAPACITANCE TVS ARRAY

APPLICATIONS

- ✓ Laptop Computers
- ✓ Cellular Phones
- ✓ Digital Cameras
- ✓ Personal Digital Assistant (PDA)

IEC COMPATIBILITY (EN61000-4)


- ✓ 61000-4-2 (ESD): Air - 15kV, Contact - 8kV
- ✓ 61000-4-4 (EFT): 40A - 5/50ns
- ✓ 61000-4-5 (Surge): 45A, 8/20 μ s

FEATURES

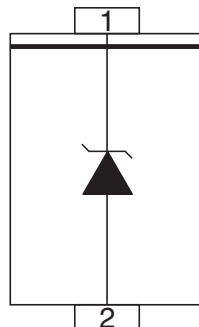
- ✓ 1000 Watts Peak Pulse Power per Line (tp = 8/20 μ s)
- ✓ Unidirectional Configuration
- ✓ Replacement for MLV (0805)
- ✓ Protects One Power Port
- ✓ Low Clamping Voltage
- ✓ RoHS Compliant

MECHANICAL CHARACTERISTICS

- ✓ Molded JEDEC SOD-323 Package
- ✓ Weight 5 milligrams (Approximate)
- ✓ Available in Lead-Free Pure-Tin Plating (Annealed)
- ✓ Solder Reflow Temperature:
Pure-Tin - Sn, 100: 260-270°C
- ✓ Flammability Rating UL 94V-0
- ✓ 8mm Tape and Reel Per EIA Standard 481
- ✓ Device Marking: Marking Code & Polarity Band (*Unidirectional Only*)



PIN CONFIGURATION



DEVICE CHARACTERISTICS

MAXIMUM RATINGS @ 25°C Unless Otherwise Specified

PARAMETER	SYMBOL	VALUE	UNITS
Peak Pulse Power ($t_p = 8/20\mu s$) - See Figure 1	P_{PP}	1000	Watts
Operating Temperature	T_L	-55 to 150	°C
Storage Temperature	T_{STG}	-55 to 150	°C

ELECTRICAL CHARACTERISTICS PER LINE @ 25°C Unless Otherwise Specified

PART NUMBER	DEVICE MARKING	RATED STAND-OFF VOLTAGE V_{WM} VOLTS	MINIMUM BREAKDOWN VOLTAGE @ 1mA $V_{(BR)}$ VOLTS	MAXIMUM CLAMPING VOLTAGE (See Fig. 2) @ $I_P = 1A$ V_C VOLTS	MAXIMUM CLAMPING VOLTAGE (See Fig. 2) @8/20 μs $V_C @ I_{FP}$	MAXIMUM LEAKAGE CURRENT @ V_{WM} I_b μA	TYPICAL CAPACITANCE 0V @ 1 MHz C pF
PSD05HP	P	5.0	6.0	9.8	15.0V @ 72.0A	20	800

GRAPHS

FIGURE 1
PEAK PULSE POWER VS PULSE TIME

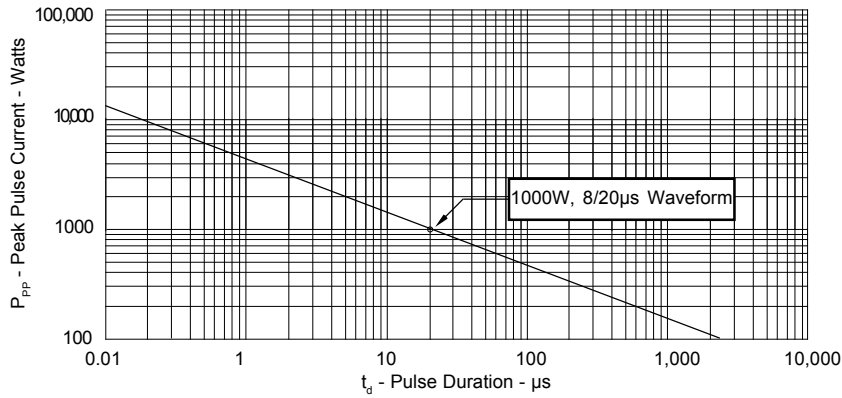


FIGURE 2
PULSE WAVE FORM

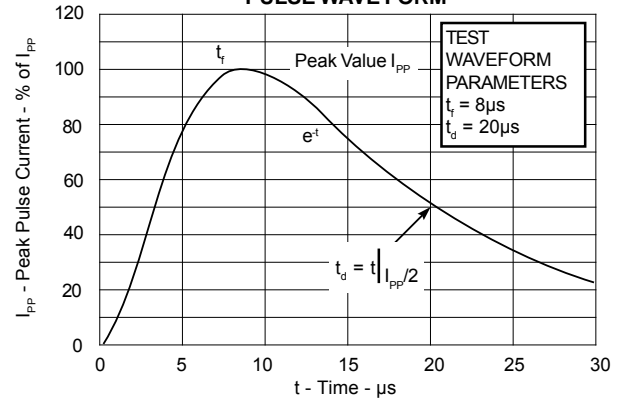
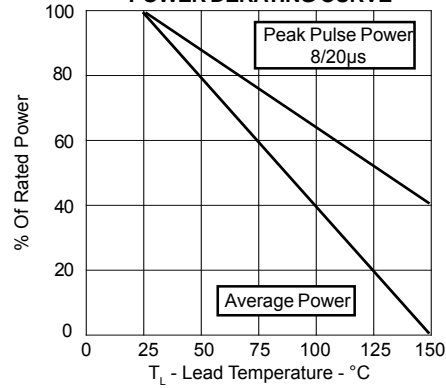
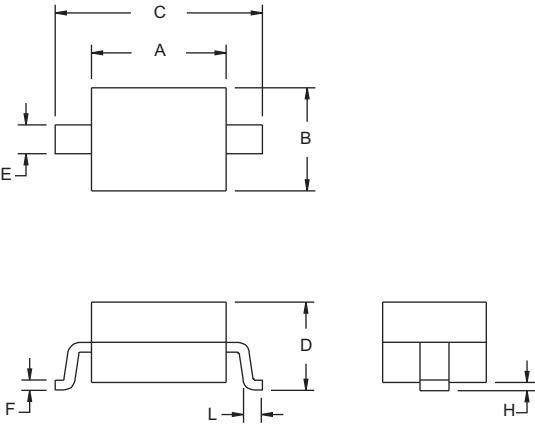

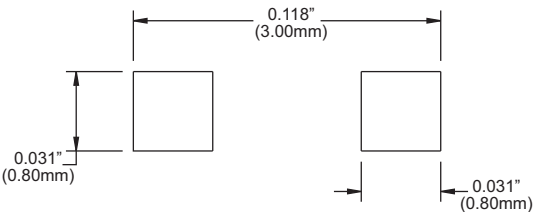


FIGURE 3
POWER DERATING CURVE



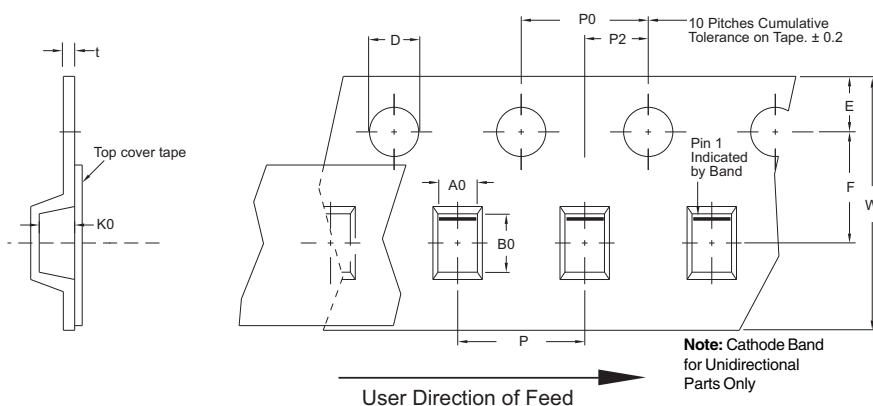
SOD-323 PACKAGE OUTLINE & DIMENSIONS

PACKAGE OUTLINE		SOD-323 PACKAGE			
					
PACKAGE DIMENSIONS					
DIM	MILLIMETERS		INCHES		
	MIN	MAX	MIN	MAX	
A	1.60	1.90	0.063	0.075	
B	1.15	1.45	0.045	0.057	
C	2.39	2.70	0.094	0.106	
D	0.80	1.10	0.031	0.043	
E	0.25	0.40	0.010	0.016	
F	0.10	0.20	0.004	0.008	
H	-	0.10	-	0.004	
L	0.20	-	0.08	-	

MOUNTING PAD		NOTES	
		<p>1. Controlling Dimensions in Millimeters. 2. Dimensions are exclusive of mold flash and metal burrs.</p> <p>TAPE & REEL ORDERING NOMENCLATURE</p> <p>1. Surface mount product is taped and reeled in accordance with EIA-481. 2. Suffix-T7 = 7 Inch Reel - 3,000 pieces per 8mm tape, i.e., PSD05HP-T7.</p>	
Outline & Dimensions: Rev 3 - 4/07, 06010			

Tape & Reel Specifications (Dimensions in millimeters)

Reel Dia.	Tape Width	A0	B0	K0	D	E	F	W	P0	P2	P	tmax
178mm (7")	8mm	1.55 ± 0.10	2.90 ± 0.10	1.35 ± 0.10	1.50 ± 0.10	1.75 ± 0.10	3.50 ± 0.05	8.00 ± 0.30	4.00 ± 0.10	2.00 ± 0.05	4.00 ± 0.10	0.25



COPYRIGHT © ProTek Devices 2009

SPECIFICATIONS: ProTek reserves the right to change the electrical and or mechanical characteristics described herein without notice (except JEDEC).

DESIGN CHANGES: ProTek reserves the right to discontinue product lines without notice, and that the final judgement concerning selection and specifications is the buyer's and that in furnishing engineering and technical assistance, ProTek assumes no responsibility with respect to the selection or specifications of such products.

ProTek Devices
 2929 South Fair Lane, Tempe, AZ 85282
 Tel: 602-431-8101 Fax: 602-431-2288
 E-Mail: sales@protekdevices.com
 Web Site: www.protekdevices.com