

Powered by



UPS12360 7

UPS 123607 is specially designed for high efficient discharge application. Its characteristics are high energy density, small footprint and high discharge efficiency. It can be used for more than 260 cycles at 100% discharge in cycle service, up to 5 years in standby service.

Specification

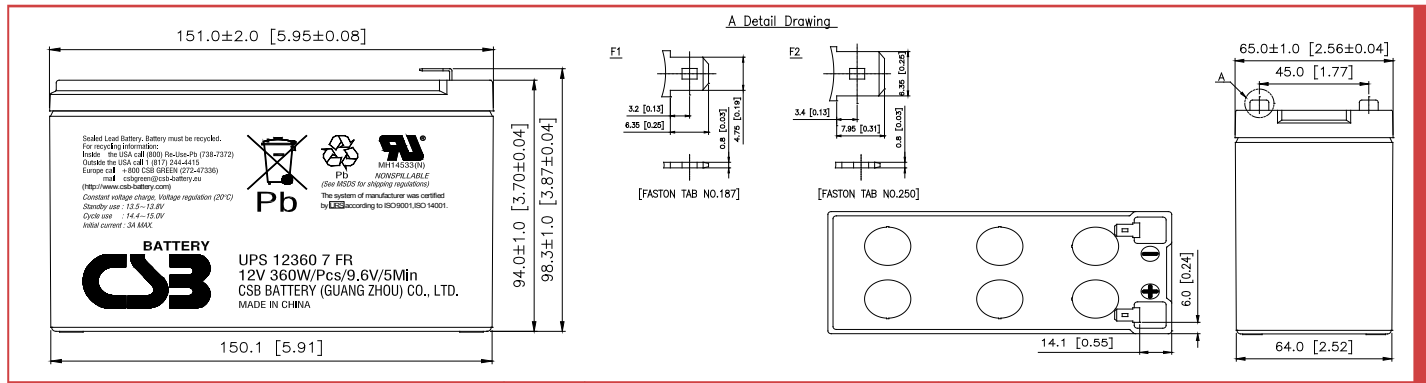
Cells Per Unit	6
Voltage Per Unit	12
	360W @ 5min-rateto Watt(1.60V)/pcs @25°C (77°F)
Capacity	
Weight	Approx. 2.00 kg(4.41 lbs)
Maximum Discharge Current	100/130A(5sec)
Internal Resistance	Approx. 22mΩ
Operating Temperature Range	Discharge: -15°C~50°C (5°F~122°F) Charge: -15°C~40°C (5°F~104°F) Storage: -15°C~40°C (5°F~104°F)
Nominal Operating Temperature Range	25°C±3°C (77°F±5°F)
Float Charging Voltage	13.5 to 13.8 VDC/unit Average at 25°C (77°F)
Recommended Maximum Charging	3.0A
Current Limit	
Equalization and Cycle Service	14.4 to 15.0 VDC/unit Average at 25°C (77°F)
Self Discharge	CSB Batteries can be stored for more than 6 months at 25°C (77°F). Please charge batteries before using. For higher temperatures the time interval will be shorter.
Terminal	F1/F2-Faston Tab 187/250
Container Material	ABS(UL 94-HB/File E50263)*Flammability resistance of (UL 94-V0/File E88637) can be available upon request.



CSB-manufactured VRLA batteries are UL-recognized components under UL924 and UL1989.

CSB is also certified by ISO 9001 and ISO 14001.

Dimensions :	Overall Height (H)	Container height (h)	Length (L)	Width (W)
Unit: mm (inch)	98.3±1.0 (3.87±0.04)	94.0±1.0 (3.7±0.04)	151.0±2.0 (5.94±0.08)	65.0±1.0 (2.56±0.04)



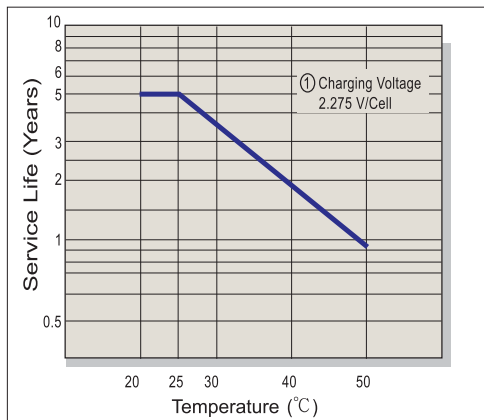
Constant Current Discharge Characteristics Unit:A (25°C,77°F)

F.V/Time	2MIN	3MIN	4MIN	5MIN	6MIN	7MIN	8MIN	10MIN	15MIN	20MIN	30MIN	60MIN	90MIN
1.60V	62.8	49.5	41.5	35.5	30.8	27.3	24.5	20.5	14.9	11.9	8.71	5.04	3.61
1.67V	55.7	46.1	39.2	34.0	29.7	26.5	24.0	20.2	14.8	11.8	8.66	5.02	3.60
1.70V	52.2	44.5	38.1	32.9	29.0	25.9	23.5	19.9	14.6	11.7	8.63	4.98	3.57
1.75V	47.1	40.8	35.0	30.7	27.2	24.3	22.4	19.1	14.3	11.5	8.50	4.95	3.56
1.80V	42.0	36.4	31.5	27.9	24.8	22.5	20.7	17.9	13.6	11.1	8.30	4.86	3.51
1.85V	36.6	31.1	27.2	24.2	21.9	20.1	18.5	16.3	12.6	10.4	7.83	4.64	3.36

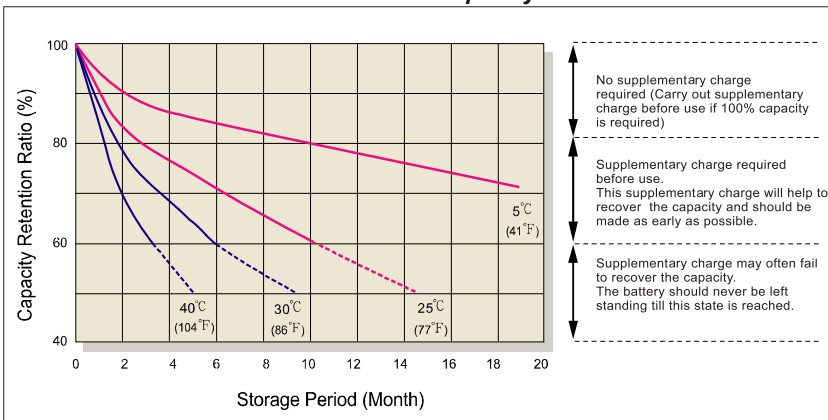
Constant Power Discharge Characteristics Unit:W (25°C,77°F)

F.V/Time	2MIN	3MIN	4MIN	5MIN	6MIN	7MIN	8MIN	10MIN	15MIN	20MIN	30MIN	60MIN	90MIN
1.60V	550	468	405	360	322	291	268	228	170	137	100.0	58.6	43.0
1.67V	522	447	390	352	315	285	263	225	169	136	99.7	58.4	42.5
1.70V	499	435	383	344	309	281	258	222	167	134	98.4	58.2	42.2
1.75V	462	407	365	326	295	270	249	214	164	132	96.8	57.8	41.9
1.80V	428	376	339	301	274	252	232	203	156	128	95.2	56.3	41.4
1.85V	374	339	298	272	248	228	211	186	144	120	91.6	54.2	39.8

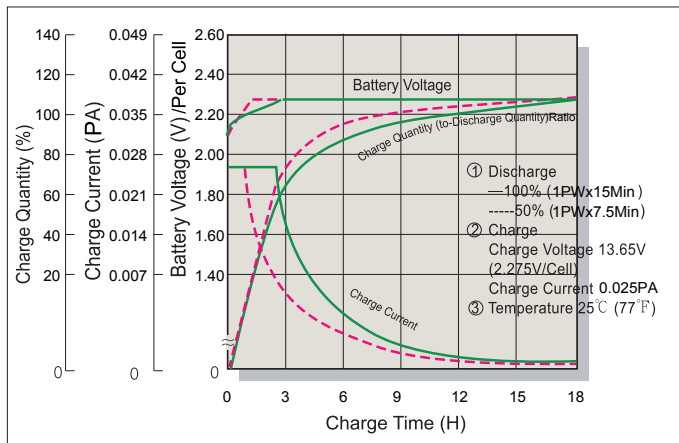
Trickle (or Float) Service Life



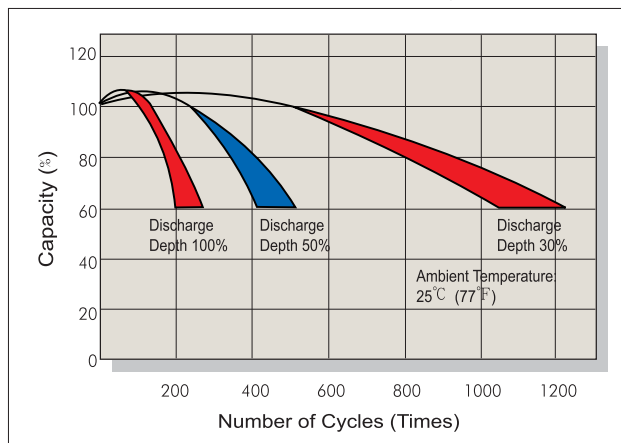
Capacity Retention Characteristic



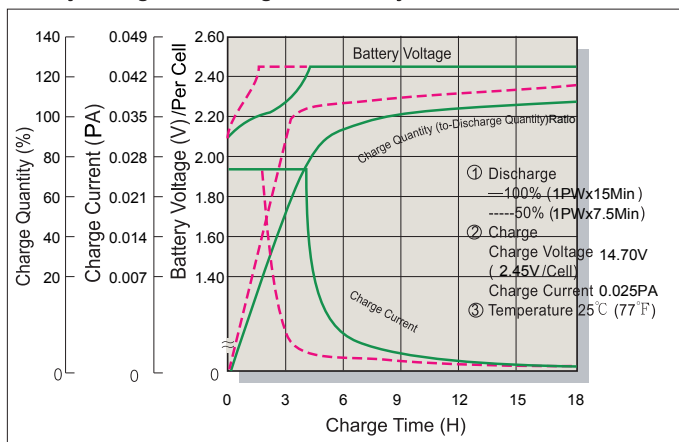
Battery Voltage and Charge Time for Standby Use



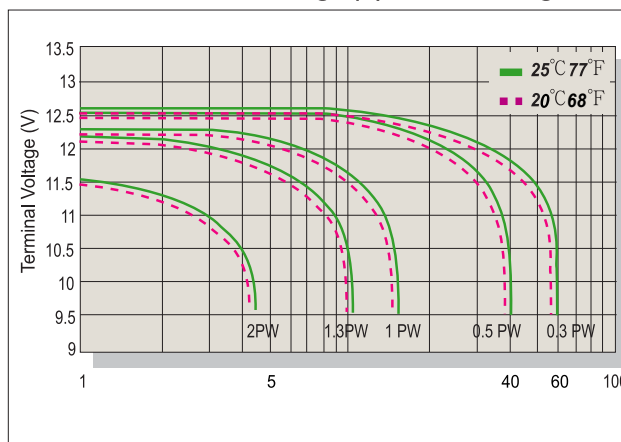
Cycle Service Life



Battery Voltage and Charge Time for Cycle Use



Terminal Voltage (V) and Discharge Time



Charging Procedures

Application	Charge Voltage(V/Cell)			Max.Charge Current
	Temperature	Set Point	Allowable Range	
Cycle Use	25°C(77°F)	2.45	2.40-2.50	0.1PA
Standby	25°C(77°F)	2.275	2.25-2.30	

P: For single cell wattage at 15 minute rate to 1.67V per cell.

Sales Office URL: WWW.CSB-BATTERY.COM

GLOBAL HQ
CSB BATTERY CO., LTD. (TAIWAN)
 Tel : +886-2-2555-5600
 Fax : +886-2-2555-3300
 mail : service@csb-battery.com.tw

BEIJING OFFICE. (CHINA)
CSB BATTERY TECHNOLOGIES (BEIJING) CO., LTD.
 Tel : +86-10-59621300/1301/1302/1303
 Fax : +86-10-59621304
 mail : chinasis@csb-battery.com

AMERICA HQ
CSB BATTERY TECHNOLOGIES INC. (U.S.A)
 Tel : +1-817-244-7777/1-(800)3-CSB-USA(272872)
 Fax : +1-817-244-4445
 mail : csb@csb-battery.com

SHANGHAI OFFICE. (CHINA)
CSB BATTERY LOGISTIC (SHANGHAI) CO., LTD.
 Tel : +86-21-5046-1622/5046-0833
 Fax : +86-21-5064-3314
 mail : chinasis@csb-battery.com

EUROPE HQ
CSB Battery Europe BV.
 Tel : +31(0)-180-418-140
 Fax : +31(0)-180-418-327
 mail : eurosales@csb-battery.eu

SHENZHEN OFFICE. (CHINA)
CSB BATTERY LOGISTIC (SHANGHAI) CO., LTD.
 Tel : +86-755-8831-6488/6396/6356
 Fax : +86-755-8831-6548
 mail : she@csb-battery.com.cn

Discharge Current VS. Discharge Voltage

Final Discharge Voltage V/Cell	1.75	1.70	1.60	1.30
Discharge Power(W)	0.1P>(W)	0.1P≤(W)<0.25P	0.25P≤(W)<1.0P	(W)≥1.0P