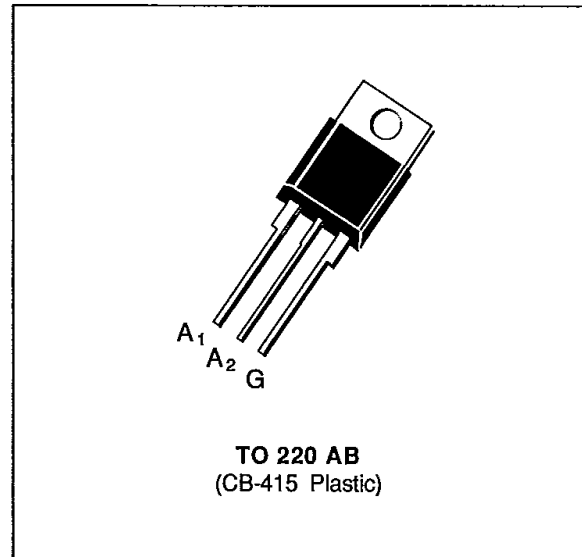


**SNUBBERLESS TRIACS**

- $I_{TRMS} = 8\text{ A}$  at  $T_c = 90\text{ °C}$ .
- $V_{DRM} : 200\text{ V}$  to  $800\text{ V}$ .
- $I_{GT} = 75\text{ mA}$  (QI-II-III).
- GLASS PASSIVATED CHIP.
- HIGH SURGE CURRENT :  $I_{TSM} = 80\text{ A}$ .
- HIGH COMMUTATION CAPABILITY :  
( $di/dt$ )<sub>c</sub> >  $10\text{ A/ms}$  without snubber.
- INSULATING VOLTAGE :  $2500\text{ V}_{RMS}$ .

**DESCRIPTION**

New range suited for applications such as phase control and static switching on inductive or resistive load.

**ABSOLUTE RATINGS** (limiting values)

Symbol	Parameter		Value	Unit
$I_{TRMS}$	RMS on-state current (360 ° conduction angle)	$T_c = 90\text{ °C}$	8	A
$I_{TSM}$	Non repetitive surge peak on-state current ( $T_J$ initial = $25\text{ °C}$ )	$t = 8.3\text{ ms}$	85	A
		$t = 10\text{ ms}$	80	
$I^2t$	$I^2t$ value	$t = 10\text{ ms}$	32	$A^2s$
$di/dt$	Critical rate of rise of on-state current (1)	Repetitive $F = 50\text{ Hz}$	20	A/ $\mu s$
		Non Repetitive	100	
$T_{stg}$ $T_J$	Storage and operating junction temperature range		- 40, + 150	$^{\circ}C$
			- 40, + 125	$^{\circ}C$

Symbol	Parameter	BTA 08-					Unit
		200 AW	400 AW	600 AW	700 AW	800 AW	
$V_{DRM}$	Repetitive peak off-state voltage (2)	$\pm 200$	$\pm 400$	$\pm 600$	$\pm 700$	$\pm 800$	V

(1) Gate supply :  $I_G = 750\text{ mA}$  -  $di_G/dt = 1\text{ A}/\mu s$ .

(2)  $T_J = 125\text{ °C}$ .

30E D 7929237 0031501 8

## THERMAL RESISTANCES

Symbol	Parameter	Value	Unit
$R_{th(j-a)}$	Junction to ambient	60	°C/W
$R_{th(j-c)} DC$	Junction to case for DC	4.3	°C/W
$R_{th(j-c)} AC$	Junction to case for 360 ° conduction angle (F = 50 Hz)	3.2	°C/W

## GATE CHARACTERISTICS (maximum values)

$P_{GM} = 40 W$  ( $t = 10 \mu s$ )  $P_{G(AV)} = 1 W$   $I_{GM} = 4 A$  ( $t = 10 \mu s$ )  $V_{GM} = 16 V$  ( $t = 10 \mu s$ ).

SGS-THOMSON

## ELECTRICAL CHARACTERISTICS

Symbol	Test Conditions		Quadrants	Min.	Typ.	Max.	Unit
$I_{GT}$	$T_j = 25 \text{ °C}$ Pulse duration > 20 $\mu s$	$V_D = 12 V$ $R_L = 33 \Omega$	I-II-III	2		75	mA
$V_{GT}$	$T_j = 25 \text{ °C}$ Pulse duration > 20 $\mu s$	$V_D = 12 V$ $R_L = 33 \Omega$	I-II-III			1.5	V
$V_{GD}$	$T_j = 125 \text{ °C}$ Pulse duration > 20 $\mu s$	$V_D = V_{DRM}$ $R_L = 3.3 k\Omega$	I-II-III	0.2			V
$I_H^*$	$T_j = 25 \text{ °C}$ Gate open	$I_T = 100 mA$ $R_L = 140 \Omega$				75	mA
$I_L$	$T_j = 25 \text{ °C}$ Pulse duration > 20 $\mu s$	$V_D = 12 V$ $I_G = 500 mA$	I-III		75		mA
			II		150		
$V_{TM}^*$	$T_j = 25 \text{ °C}$	$I_{TM} = 11 A$	$t_p = 10 ms$			1.75	V
$I_{DRM}^*$	$T_j = 25 \text{ °C}$	$V_{DRM}$ rated	Gate open			0.01	mA
	$T_j = 125 \text{ °C}$					2	
$dv/dt^*$	$T_j = 125 \text{ °C}$ Linear slope up to 0.67 $V_{DRM}$	Gate open		750	1000		V/ $\mu s$
$(di/dt)_c^*$	$T_j = 125 \text{ °C}$ Without snubber	$V_{DRM}$ rated		10	20		A/ms
$t_{gt}$	$T_j = 25 \text{ °C}$ $I_T = 11 A$	$di_G/dt = 3.5 A/\mu s$ $V_D = V_{DRM}$	$I_G = 500 mA$	I-II-III		2	$\mu s$

\* For either polarity of electrode A<sub>2</sub> voltage with reference to electrode A<sub>1</sub>.

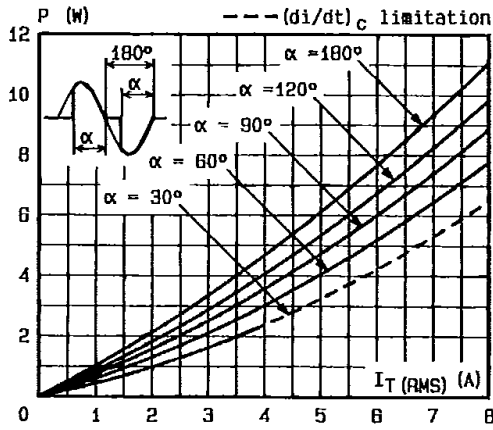


Fig.1 - Maximum mean power dissipation versus RMS on-state current (F = 60 Hz).

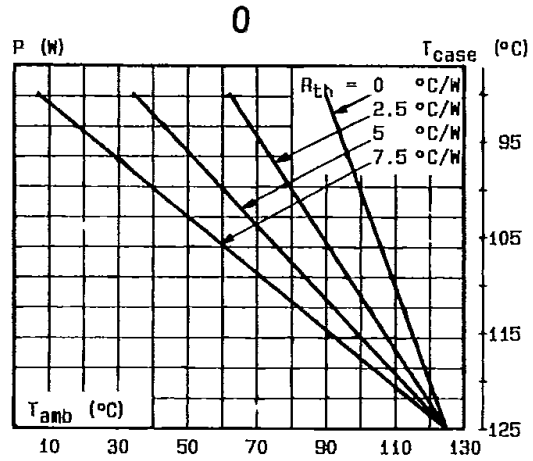


Fig.2 - Correlation between maximum mean power dissipation and maximum allowable temperatures ( $T_{amb}$  and  $T_{case}$ ) for different thermal resistances heatsink + contact.

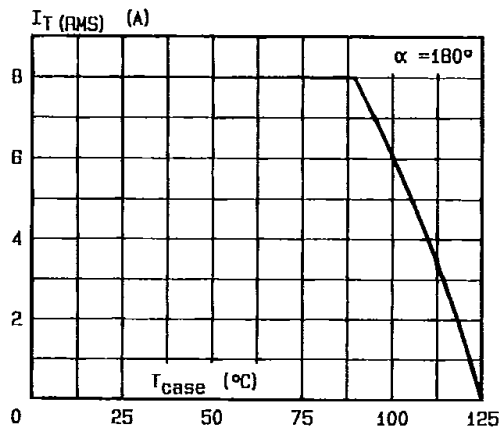


Fig.3 - RMS on-state current versus case temperature.

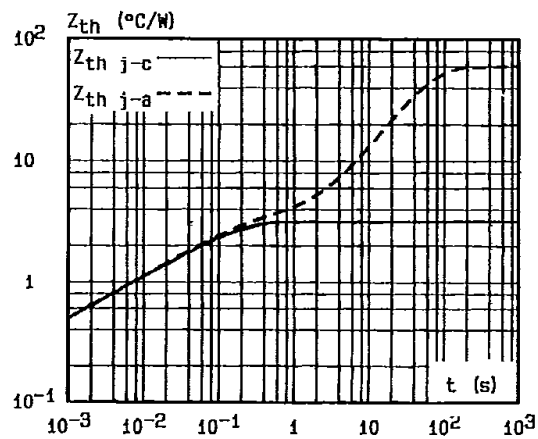


Fig.4 - Thermal transient impedance junction to case and junction to ambient versus pulse duration.

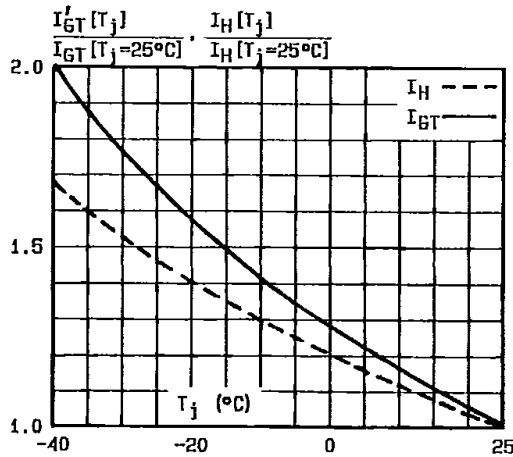


Fig.5 - Relative variation of gate trigger current and holding current versus junction temperature.

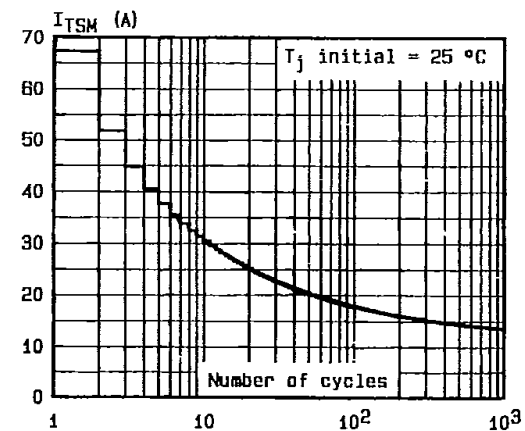


Fig.6 - Non repetitive surge peak on-state current versus number of cycles.

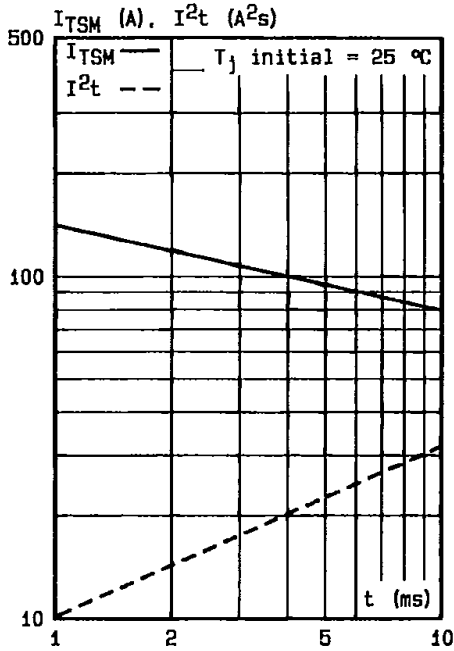


Fig.7 - Non repetitive surge peak on-state current for a sinusoidal pulse with width :  $t \leq 10$  ms, and corresponding value of  $I^2t$ .

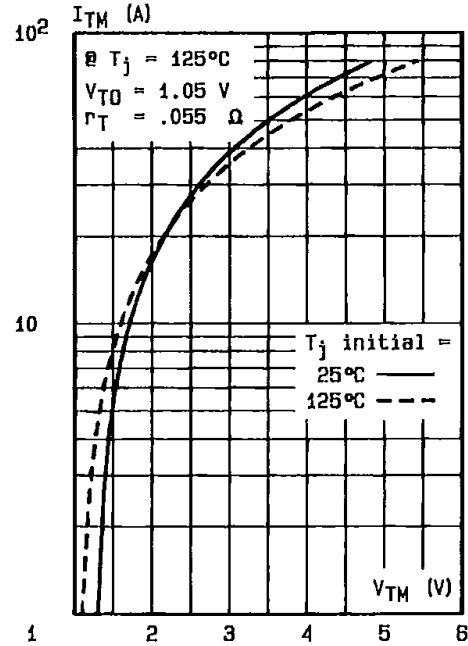
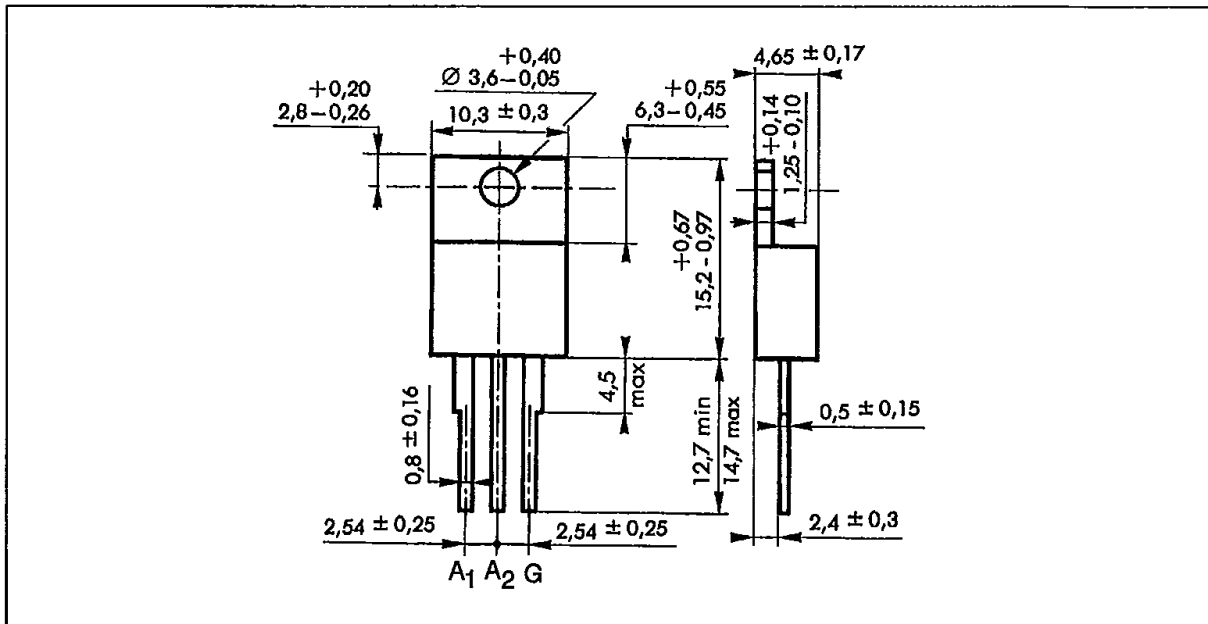


Fig.8 - On-state characteristics (maximum values).

PACKAGE MECHANICAL DATA

TO 220 AB (CB-415) Plastic



Cooling method : by conduction (method C)

Marking : type number

Weight : 2 g