


# Photo IC for laser beam synchronous detection

## S10317 series

### Low voltage operation (3.3 V)



S10317 series photo IC uses a high-speed PIN photodiode designed for laser beam synchronous detection. S10317 series is driven by a low voltage (3.3 V) compatible with low voltage peripheral components that will be mounted on the same PC board. Two types of current amplifiers are available with a gain of 6 times (S10317-01) and 20 times (S10317) that can be selected according to laser power to be used. Tape-and-reel shipment is also available (S10317-30 and S10317-31).

#### Features

- Low voltage operation (3.3 V)
- High sensitivity  
Current amplifier gain: 20 times (S10317)  
6 times (S10317-01)
- Digital output
- Small package
- Suitable for lead-free solder reflow
- Active area: 2.84 × 0.5 mm

#### Applications

- Print start timing detection for laser printers, digital copiers, fax machines, etc.

#### ■ Absolute maximum ratings (Ta=25 °C, unless otherwise noted)

Parameter	Symbol	Value	Unit
Supply voltage	Vcc	-0.5 to +7	V
Power dissipation *1	P	300	mW
Output voltage *2	Vo	-0.5 to +7	V
Output current	Io	5	mA
Ro terminal current	IRO	3	mA
Operating temperature	Topr	-25 to +80	°C
Storage temperature	Tstg	-40 to +85	°C

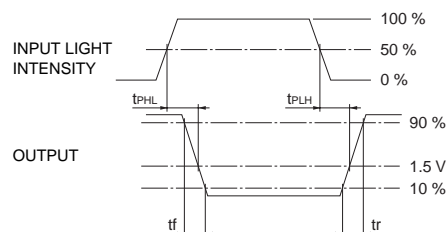
\*1: Power dissipation decreases at a rate of 4 mW/°C above Ta=25 °C.

\*2: Vcc=+0.5 V or less

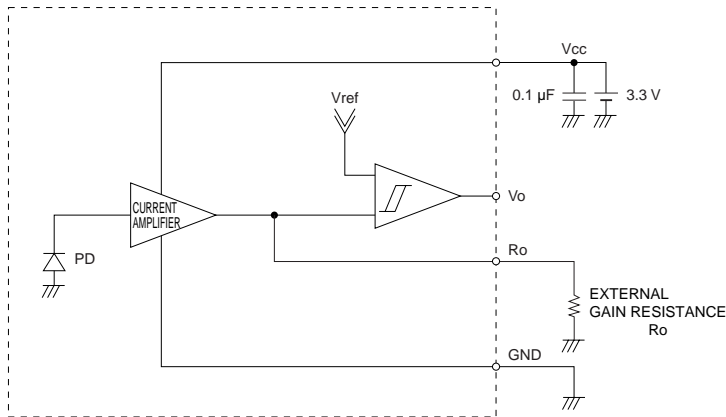
#### ■ Electrical and optical characteristics (Ta=25 °C, λ=780 nm, Vcc=3.3 V, Ro=5.1 kΩ, unless otherwise noted)

Parameter	Symbol	Condition	Min.	Typ.	Max.	Unit
Current consumption	Icc	No input	-	0.7	1.5	mA
High level output voltage	VOH	IOH=4 mA	2.9	-	-	V
Low level output voltage	VOL	IOL=4 mA *3	-	-	0.3	V
Threshold input power	S10317	PTH	14	19	24	μW
	S10317-01		49.5	62	74.5	
H L propagation delay time	S10317	Pi=57 μW (S10317) Pi=186 μW (S10317-01) Duty ratio 1:1 CL=15 pF *4	-	130	250	ns
	S10317-01		-	100	200	
L H propagation delay time	S10317		-	200	300	
	S10317-01		-	150	250	
Rise time	tr		-	4	7	ns
Fall time	tf		-	4	7	ns
Maximum input power	PI Max.		-	-	PTH × 8	μW

\*3: Input power [Pi]=57 μW (S10317), Pi=186 μW (S10317-01)



■ Block diagram



KPIC0127EA

■ Function

S10317 series photo IC integrates a photodiode chip and an IC chip into the same package. The photodiode chip is internally connected to the IC chip as shown in the block diagram. S10317 series should be used with terminal Ro connected to an external gain resistance Ro.

A photocurrent is generated when a laser beam enters the photodiode. This photocurrent is fed to the input terminal of the IC and, after being amplified by the current amplifier, flows to the external gain resistance. At this time, voltages VRO at terminal Ro is given by the following expression.

$$V_{RO} = A \times S \times P_i \times R_o \text{ [V]} \dots\dots\dots (1)$$

A: Current amplifier gain (S10317: 20 times, S10317-01: 6 times)

S: Photodiode sensitivity [A/W] (approx. 0.44 A/W at 780 nm)

Pi: Input power [W]

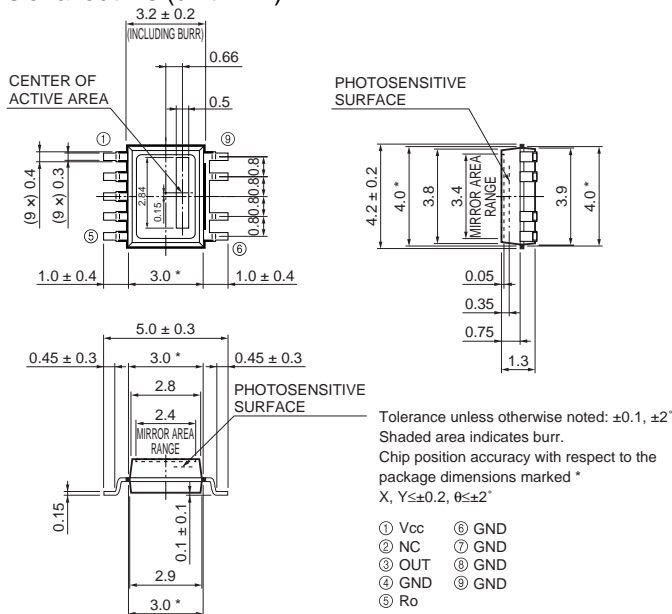
Ro: External gain resistance [Ω]; usable range 2 kΩ to 10 kΩ

VRO is input to the internal comparator and compared with the internal reference voltage Vref (approx. 0.8 V) so the output Vo is "High" when VRO < Vref or "Low" when VRO > Vref.

In equatin (1), set the Ro value so that VRO is 2 to 3 V.

(Monitoring VRO shows that it is limited to about 2 V (with respect to GND) by the voltage limiting circuit. Keep this in mind when monitoring.)

■ Dimensional outline (unit: mm)



KPICA0070EB

**HAMAMATSU**

Information furnished by HAMAMATSU is believed to be reliable. However, no responsibility is assumed for possible inaccuracies or omissions. Specifications are subject to change without notice. No patent rights are granted to any of the circuits described herein. ©2007 Hamamatsu Photonics K.K.

HAMAMATSU PHOTONICS K.K., Solid State Division

1126-1 Ichino-cho, Higashi-ku, Hamamatsu City, 435-8558 Japan, Telephone: (81) 53-434-3311, Fax: (81) 53-434-5184, www.hamamatsu.com

U.S.A.: Hamamatsu Corporation: 360 Foothill Road, P.O.Box 6910, Bridgewater, N.J. 08807-0910, U.S.A., Telephone: (1) 908-231-0960, Fax: (1) 908-231-1218

Germany: Hamamatsu Photonics Deutschland GmbH: Arzbergerstr. 10, D-82211 Herrsching am Ammersee, Germany, Telephone: (49) 08152-3750, Fax: (49) 08152-2658

France: Hamamatsu Photonics France S.A.R.L.: 19, Rue du Saule Trapu, Parc du Moulin de Massy, 91882 Massy Cedex, France, Telephone: 33-(1) 69 53 71 00, Fax: 33-(1) 69 53 71 10

United Kingdom: Hamamatsu Photonics UK Limited: 2 Howard Court, 10 Tewin Road, Welwyn Garden City, Hertfordshire AL7 1BW, United Kingdom, Telephone: (44) 1707-294888, Fax: (44) 1707-325777

North Europe: Hamamatsu Photonics Norden AB: Smidesvägen 12, SE-171 41 Solna, Sweden, Telephone: (46) 8-509-031-00, Fax: (46) 8-509-031-01

Italy: Hamamatsu Photonics Italia S.R.L.: Strada della Moia, 1/E, 20020 Arese, (Milano), Italy, Telephone: (39) 02-935-81-733, Fax: (39) 02-935-81-741

Cat. No. KPIC1067E02  
Aug. 2007 DN