


Two-Way 0° Power Splitter Combiner 1.42–1.66 GHz



PD15-12

Features

- Low Cost
- Low Profile
- Available in Small SOIC-8 Package
- Tape & Reel



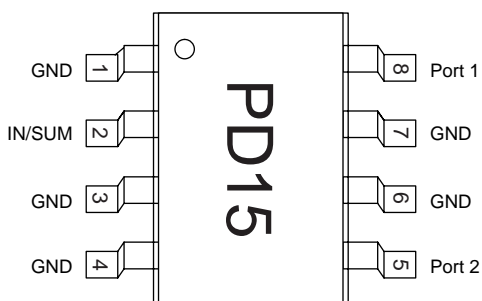
Description

The PD15-12 is a monolithic two-way in-phase hybrid junction tuned for the 1.42–1.66 GHz band. It offers low loss, high isolation, good input/output matching and exceptional phase/amplitude balance. It is available in the SOIC-8 leaded surface mount package.

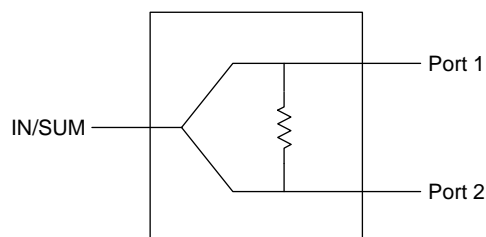
Electrical Specifications at 25°C

Parameter	Min.	Typ.	Max.	Unit
Frequency	1.42		1.66	GHz
Insertion Loss Less 3 dB Split		0.4	0.6	dB
Isolation	20	23		dB
Input VSWR		1.2:1	1.5:1	
Output VSWR		1.2:1	1.4:1	
Amplitude Balance		±0.1	±0.2	dB
Phase Balance		±1.0	±3.0	Deg.

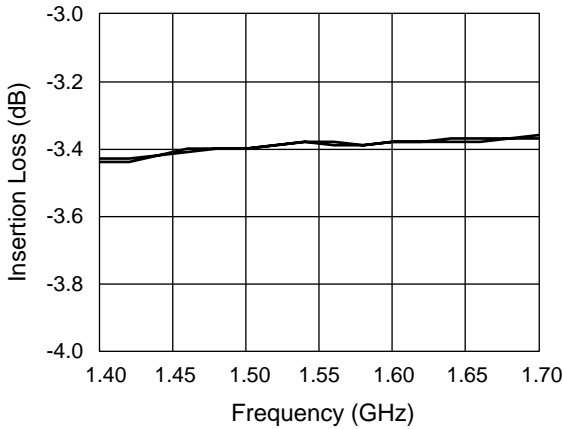
Pin Out



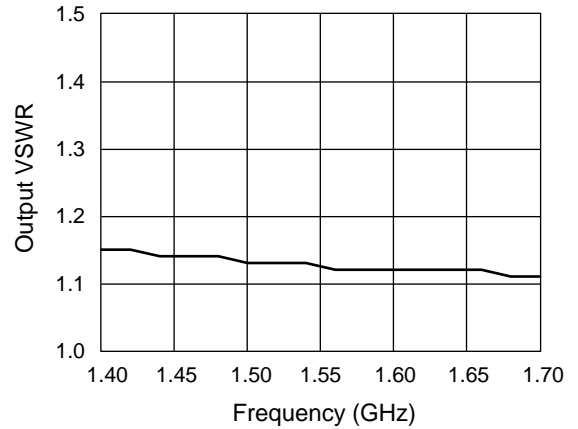
Block Diagram



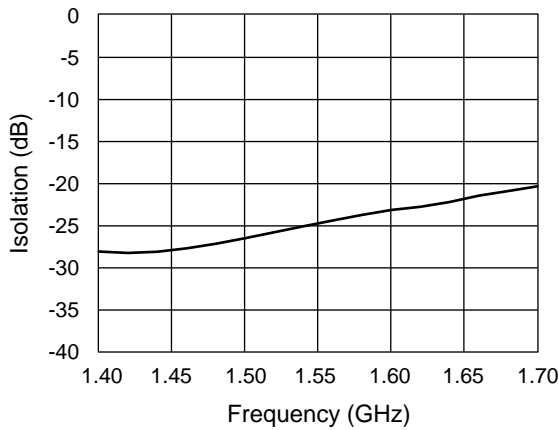
Typical Performance Data



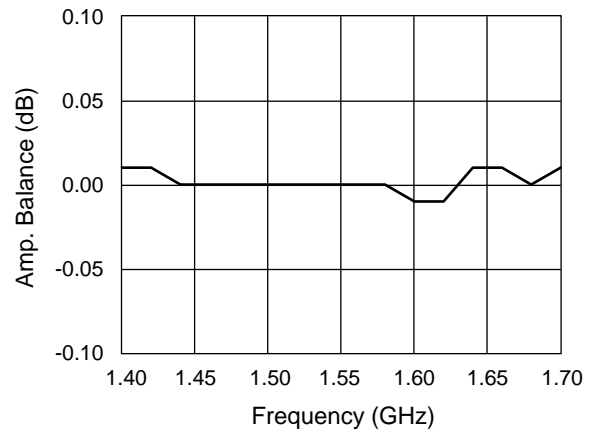
Insertion Loss vs. Frequency



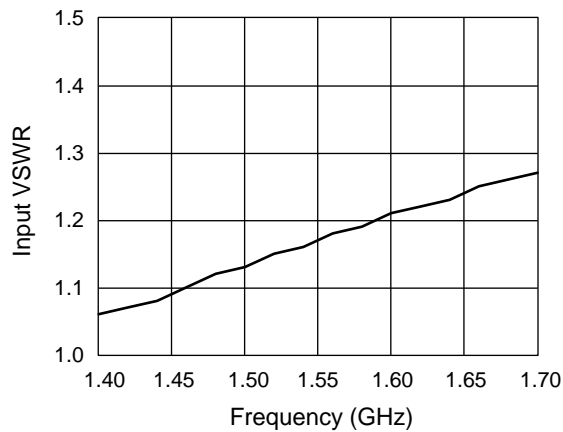
Output VSWR vs. Frequency



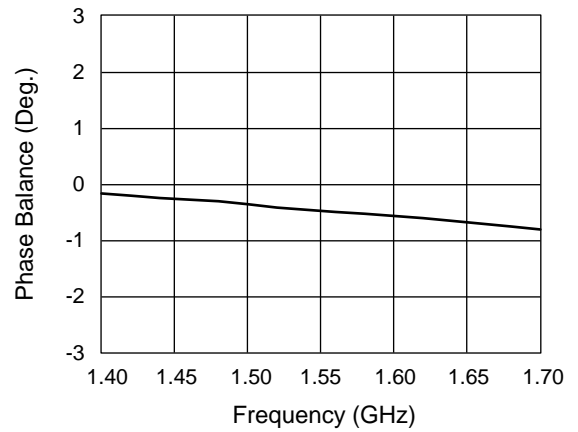
Isolation vs. Frequency



Amp. Balance vs. Frequency



Input VSWR vs. Frequency



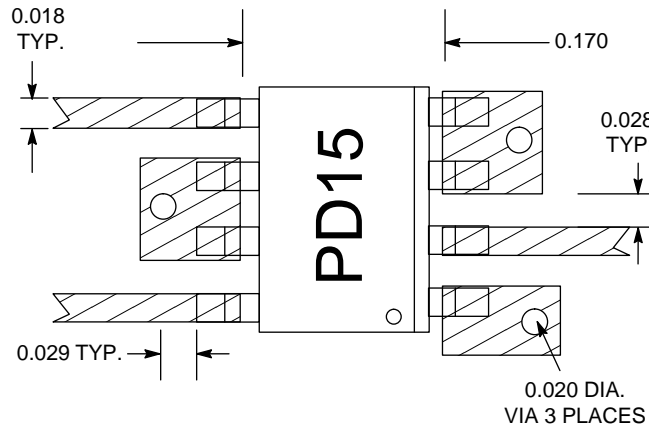
Phase Balance vs. Frequency

Absolute Maximum Ratings

Characteristic	Value
Input Power ¹	1.5 W CW
Input Power ²	0.75 CW
Operating Temperature	-40°C to +85°C
Storage Temperature	-65°C to +150°C

1. When used as a power divider with a 2.0:1 maximum VSWR on all ports.
2. When used as a power combiner with a 2.0:1 maximum VSWR on all ports.

Recommended Board Layout



Material is 10 mil FR4

SOIC-8

