


CTLPO1704 Series

From 1.2 μ H to 330 μ H



SPECIFICATIONS

Parts are available in $\pm 20\%$ tolerance only.
 *Inductance drop = 10% typ. at IDC.
CTLPO1704E Please specify "F" for RoHS Compliant

Part Number	Inductance (μ H $\pm 20\%$)	L Test Freq. (kHz)	DCR Max. (Ω)	IDC* Max. (A)
CTLPO1704_-122M	1.2	100	0.08	2.1
CTLPO1704_-152M	1.5	100	0.10	1.9
CTLPO1704_-222M	2.2	100	0.12	1.6
CTLPO1704_-332M	3.3	100	0.16	1.3
CTLPO1704_-472M	4.7	100	0.20	1.1
CTLPO1704_-682M	6.8	100	0.32	0.90
CTLPO1704_-103M	10	100	0.41	0.80
CTLPO1704_-153M	15	100	0.55	0.65
CTLPO1704_-223M	22	100	0.85	0.50
CTLPO1704_-333M	33	100	1.3	0.40
CTLPO1704_-473M	47	100	1.8	0.35
CTLPO1704_-683M	68	100	2.5	0.30
CTLPO1704_-104M	100	100	3.5	0.25
CTLPO1704_-154M	150	100	5.0	0.18
CTLPO1704_-224M	220	100	7.0	0.16
CTLPO1704_-334M	330	100	15.0	0.13

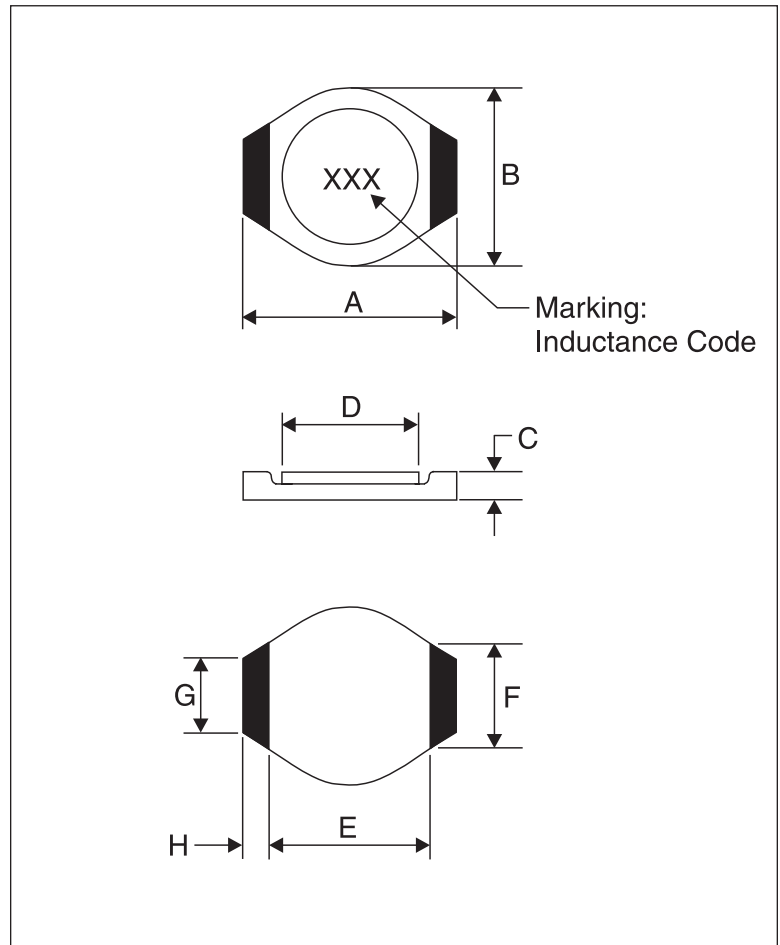
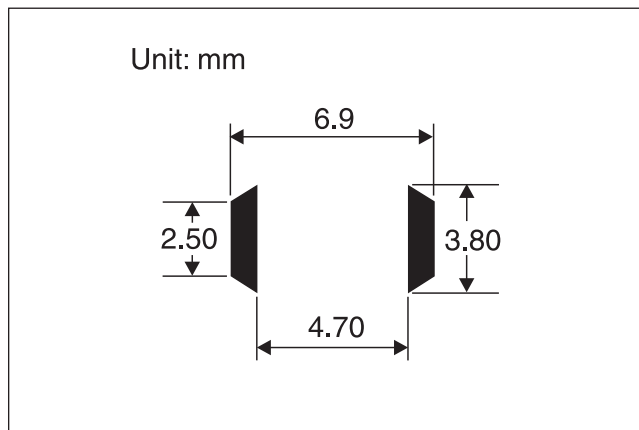
PHYSICAL DIMENSIONS

Size	A Max.	B Max.	C Max.	D	E	F	G	H
mm	6.60	5.50	1.00	4.30	4.90	3.40	2.50	0.75
inches	0.260	0.217	0.039	0.169	0.193	0.134	0.098	0.030

CHARACTERISTICS

- Description:** SMD power inductor
- Applications:** PC cards and other low profile applications
- Operating Temperature:** -40°C to +85°C
- Inductance Tolerance:** $\pm 20\%$
- Testing:** Tested on a HP4285A at 100 KHz , 0.1V , 0Adc
- Packaging:** Tape & Reel
- Marking:** Parts are marked with inductance code
- Miscellaneous:** RoHS Compliant available
- Additional Information:** Additional electrical & physical information available upon request
- Samples available. See website for ordering information.**

PAD LAYOUT



01.14.05



Manufacturer of Inductors, Chokes, Coils, Beads, Transformers & Toroids

800-684-5322 Inside US 949-453-1811 Outside US

Copyright © 2005 by CT Magnetics, DBA Central Technologies. All rights reserved.

CT Magnetics reserves the right to make improvements or change specifications without notice