


## CTLL1608FH Series

From 1.0 nH to 220 nH

### ENGINEERING KIT #6F



### CHARACTERISTICS

**Description:** Ceramic core, multi-layer chip inductor for high frequency applications

**Applications:** Portable telephones, PMS, pagers and miscellaneous high frequency circuits

**Operating Temperature:** -40°C to +100°C

**Inductance Tolerance:** ±0.3nH, ±5%, ±10%

**Testing:** Inductance and Q are tested on an HP4286A at specified frequency

**Packaging:** Tape & Reel

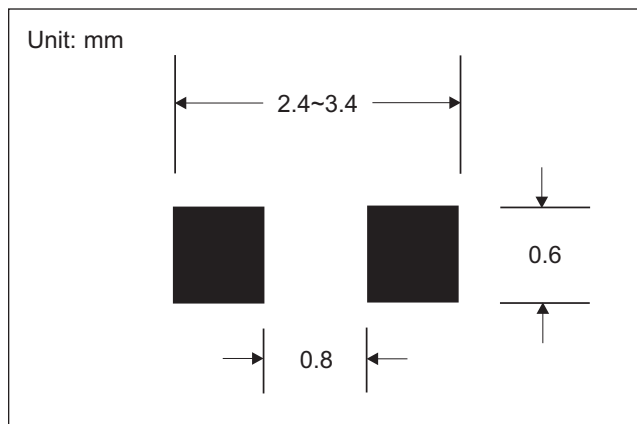
**Marking:** Reels marked with inductance code and tolerance

**Miscellaneous:** RoHS Compliant available.

**Additional Information:** Additional electrical & physical information available upon request

**Samples available.** See website for ordering information.

### PAD LAYOUT



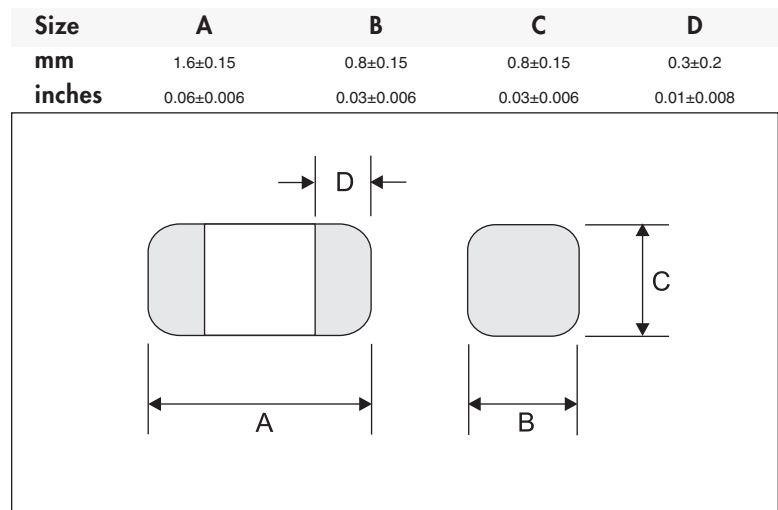
### SPECIFICATIONS

Please specify tolerance code when ordering.  
 CTLL1608-FH3N3 ← S = ±0.3nH, J = ±5%, K = ±10%  
 \* S, K only \*\* J, K only

CTLL1608F Please specify "F" for RoHS compliant

Part Number	L (nH)	Q Min. at (MHz)		Q Typ. at (MHz)			SRF Typ. (MHz)	DCR Max (Ω)	IDC Max. (mA)	
		50	100	50	100	300				500
CTLL1608_-FH1N0S	1.0	8		12			60	10000	0.10	500
CTLL1608_-FH1N2S	1.2	8		13			60	10000	0.10	500
CTLL1608_-FH1N5S	1.5	8		13			57	8000	0.10	500
CTLL1608_-FH1N8S	1.8	8		13			51	8000	0.10	500
CTLL1608_-FH2N2S	2.2	8		13			46	7200	0.10	500
CTLL1608_-FH2N7S	2.7	10		13			46	6200	0.10	500
CTLL1608_-FH3N3_*	3.3	10		13			47	5200	0.12	500
CTLL1608_-FH3N9_*	3.9	10		13			47	5000	0.14	500
CTLL1608_-FH4N7_*	4.7	10		13			41	4750	0.16	500
CTLL1608_-FH5N6_*	5.6	10		13			41	4100	0.18	500
CTLL1608_-FH6N8_**	6.8	10		13			44	3750	0.22	500
CTLL1608_-FH8N2_**	8.2	10		13			44	3300	0.24	500
CTLL1608_-FH10N_**	10	12		13			45	3000	0.26	300
CTLL1608_-FH12N_**	12	12		15			46	2600	0.28	300
CTLL1608_-FH15N_**	15	12		15			48	2500	0.32	300
CTLL1608_-FH18N_**	18	12		15			48	2400	0.35	300
CTLL1608_-FH22N_**	22	12		17			45	2000	0.40	300
CTLL1608_-FH27N_**	27	12		17			43	1900	0.45	300
CTLL1608_-FH33N_**	33	12		18			39	1600	0.55	300
CTLL1608_-FH39N_**	39	12		18		37		1400	0.60	300
CTLL1608_-FH47N_**	47	12		18		35		1300	0.70	300
CTLL1608_-FH56N_**	56	12		18		32		1100	0.75	300
CTLL1608_-FH62N_**	62	12		18		34		1050	0.85	300
CTLL1608_-FH68N_**	68	12		18		34		1050	0.85	300
CTLL1608_-FH82N_**	82	12		18		32		900	1.0	300
CTLL1608_-FHR10_**	100		12		18	20		770	1.2	300
CTLL1608_-FHR12_**	120	8		14		20		850	2.3	250
CTLL1608_-FHR15_**	150	8		15		16		550	2.4	250
CTLL1608_-FHR18_**	180	8		15		16		520	2.7	250
CTLL1608_-FHR22_**	220	8		15		16		500	3.0	250

### PHYSICAL DIMENSIONS



05.14.07



Manufacturer of Passive and Discrete Semiconductor Components

800-684-5322 Inside US 949-453-1811 Outside US

Copyright © 2007 by CT Magnetics, DBA Central Technologies. All rights reserved.

CT Magnetics reserves the right to make improvements or change specifications without notice