

KEY FEATURES

- Power Modules for PCB Mounting
- Six-sided Continuous Shield
- High Efficiency
- Standard Package
- 2-Year Product Warranty

PRELIMINARY

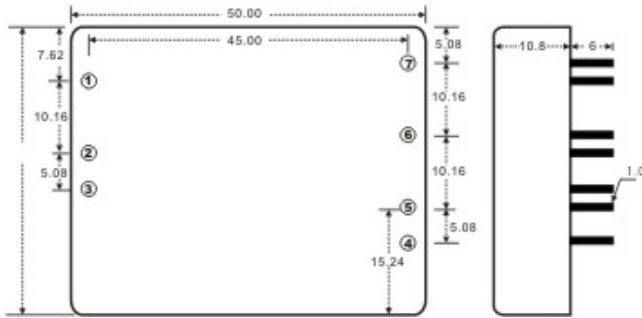
ELECTRICAL SPECIFICATIONS

Model No.	SK40-48-1.8S	SK40-48-2.5S	SK40-48-3.3S	SK40-48-5S	SK40-48-12S	SK40-48-15S	SK40-48-24S
Max. output wattage (W)	40W	40W	40W	40W	40W	40W	40W
Input voltage (V.DC.)	48V (36-75V)	48V (36-75V)	48V (36-75V)	48V (36-75V)	48V (36-75V)	48V (36-75V)	48V (36-75V)
Output voltage (V.DC.)	1.8V / 8000mA	2.5V / 8000mA	3.3V / 8000mA	5V / 8000mA	12V / 3333mA	15V / 2666mA	24V / 1666mA
Efficiency (%)	80%	83%	85%	87%	87%	88%	89%

Model No. (Single Output)	SK40-48-1.8S	SK40-48-2.5S	SK40-48-3.3S	SK40-48-5S	SK40-48-12S	SK40-48-15S	SK40-48-24S	
Max output wattage (W)	40W	40W	40W	40W	40W	40W	40W	
Input	Input filter π type							
Output	Voltage (V.DC.)	1.8	2.5	3.3	5	12	15	24
	Voltage accuracy	$\pm 1\%$	$\pm 1\%$	$\pm 1\%$	$\pm 1\%$	$\pm 1\%$	$\pm 1\%$	$\pm 1\%$
	Current (mA) max	8000	8000	8000	8000	3333	2666	1666
	Line regulation (HL-LL) (typ.)	$\pm 0.5\%$	$\pm 0.5\%$	$\pm 0.5\%$	$\pm 0.5\%$	$\pm 0.5\%$	$\pm 0.5\%$	$\pm 0.5\%$
	Load regulation (10-100%) (typ.)	$\pm 1\%$	$\pm 1\%$	$\pm 1\%$	$\pm 1\%$	$\pm 1\%$	$\pm 1\%$	$\pm 1\%$
	Ripple	$< 0.2\% V_{out} + 20mV \text{ max (Vp-p)}$						
	Noise	$< 0.5\% V_{out} + 50mV \text{ max (Vp-p)}$						
Protection	Switching frequency	400KHz	400KHz	400KHz	400KHz	400KHz	400KHz	
	Over current protection	Works over 120% of rating and recovers automatically.						
	Over voltage protection	Zener diode clamp						
Isolation	Short circuit protection	Hiccup, auto-recovery						
	Voltage	1600 VDC.						
	Resistance	10^9 ohms						
Environment	Capacitance	1000 pF						
	Operating temperature	$-25^{\circ}\text{C} \dots +71^{\circ}\text{C}$						
	Storage temperature	$-55^{\circ}\text{C} \dots +105^{\circ}\text{C}$						
	Case temperature	$+95^{\circ}\text{C}$ max.						
	Temperature coefficient	$\pm 0.02\%$ Per $^{\circ}\text{C}$						
	Humidity	95% RH						
Physical	MTBF	$> 550,000$ h @ 25°C (MIL-HDBK-217F)						
	Dimension (L x W x H)	2 x 1.6 x 0.42 Inches (50.0 x 40.0 x 10.67 mm)						
	Case Material	Nickel-Coated Copper with Non-Conductive base, six-side shielded.						
	Weight	50 g						
	Cooling method	Free-air convection						

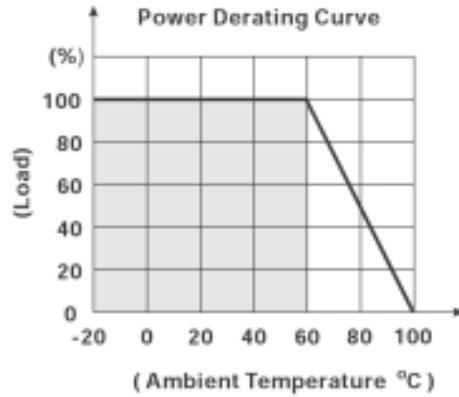
 All specifications valid at nominal input voltage, full load and $+25^{\circ}\text{C}$ after warm-up time unless otherwise stated.

MECHANICAL DIMENSION (Top View)



PIN#	Single
1	ON / OFF
2	-VIN
3	+VIN
4	NC
5	+VOUT
6	-VOUT
7	TRIM

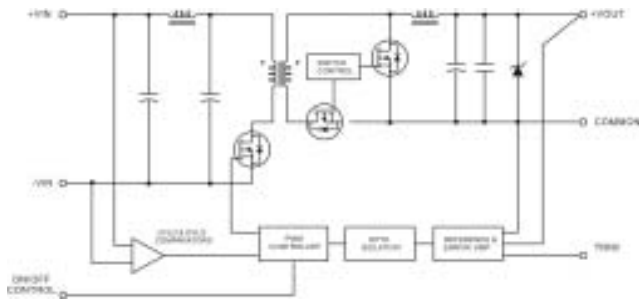
DERATING



BLOCK DIAGRAM

Output Voltage (V.DC) : 1.8V, 2.5V, 3.3V, 5V

Output Voltage (V.DC) : 12V, 15V, 24V



Single Output

