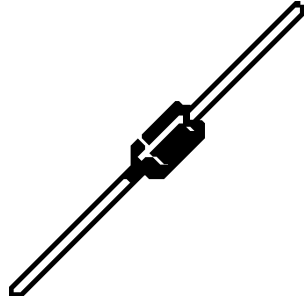


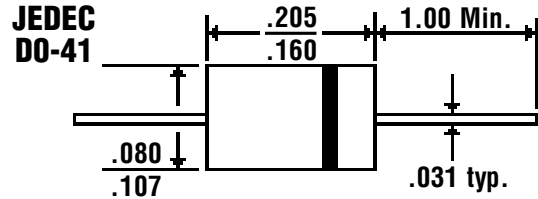
# 1.0 Amp FAST RECOVERY PLASTIC RECTIFIERS

**FR10 . . . 110 Series**

## Description



## Mechanical Dimensions



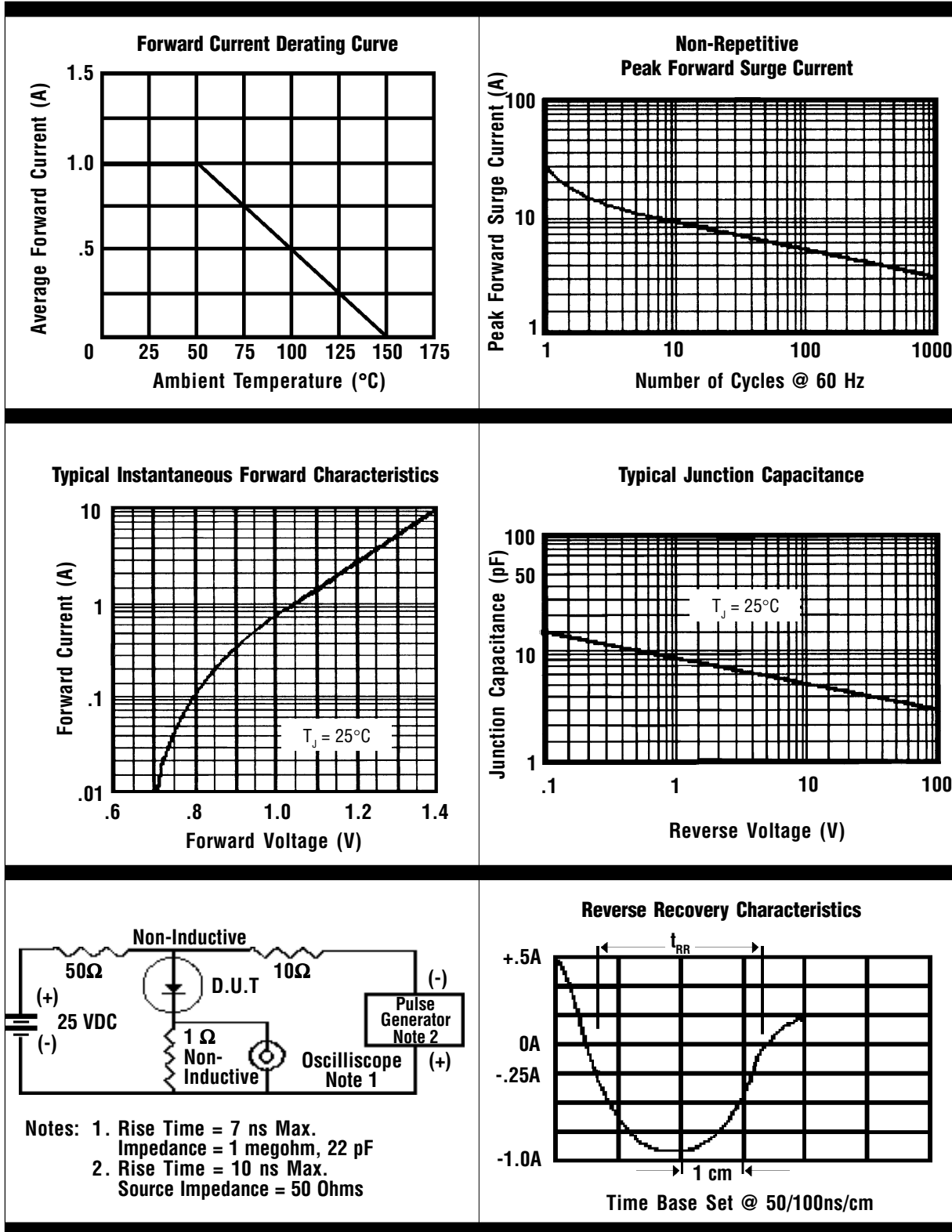
## Features

- FAST SWITCHING FOR HIGH EFFICIENCY
- HIGH SURGE CAPABILITY
- 1.0 AMP OPERATION @  $T_A = 55^\circ\text{C}$ , WITH NO THERMAL RUNAWAY
- MEETS UL SPECIFICATION 94V-0

<b>FR10 . . . 110 Series</b>								<b>Units</b>
<b>Maximum Ratings</b>	<b>FR10</b>	<b>FR11</b>	<b>FR12</b>	<b>FR14</b>	<b>FR16</b>	<b>FR18</b>	<b>FR110</b>	
Peak Repetitive Reverse Voltage... $V_{RRM}$	50	100	200	400	600	800	1000	Volts
RMS Reverse Voltage... $V_{R(rms)}$	35	70	140	280	420	560	700	Volts
DC Blocking Voltage... $V_{DC}$	50	100	200	400	600	800	1000	Volts
Average Forward Rectified Current... $I_{F(av)}$ $T_A = 55^\circ\text{C}$	.....			1.0	.....			Amps
Non-Repetitive Peak Forward Surge Current... $I_{FSM}$ @ Rated Current & Temp	.....			50	.....			Amps
Operating & Storage Temperature Range... $T_J, T_{STRG}$	.....			-65 to 150	.....			$^\circ\text{C}$
<b>Electrical Characteristics</b>								
Maximum Forward Voltage @ 1.0A... $V_F$	.....			1.3	.....			Volts
Maximum DC Reverse Current... $I_R$ @ Rated DC Blocking Voltage	.....			5.0	.....			$\mu\text{Amps}$
	.....			100	.....			$\mu\text{Amps}$
Typical Junction Capacitance... $C_j$ (Note 1)	.....			15	.....			pF
Maximum Reverse Recovery Time... $t_{RR}$	150	150	150	150	250	500	500	ns

# 1.0 Amp FAST RECOVERY PLASTIC RECTIFIERS

**FR10 . . . 110 Series**



**NOTES:** 1. Measured @ 1 MHz and applied reverse voltage of 4.0V.  
 2. Thermal Resistance Junction to Ambient, Jedec Method.

Ratings at 25 Deg. C ambient temperature unless otherwise specified.  
 Single Phase Half Wave, 60 Hz Resistive or Inductive Load.  
 For Capacitive Load, Derate Current by 20%.