



HIGH VOLTAGE
SINGLE-PHASE FULL WAVE BRIDGE



PRV/Leg	2,000V	4,000V	6,000V	8,000V	10,000V	12,000V
Type No.	HVPF2	HVPF4	HVPF6	HVPF8	HVPF10	HVPF12

ELECTRICAL CHARACTERISTICS @ 25 °C UNLESS OTHERWISE SPECIFIED	HVPF2-6	HVPF8-12
Average Forward Current	0.75Amps	0.3Amps
Max. Forward Vdage Drop @ 0.8 Amp	6.0Volts	12.0Volts
Max. DC Reverse Current @ PR V	2.0 μA	2.0 μA
Max. Peak Surge Current (8.3 ms)	15 Amps	8 Amps
Ambient Operating T emperature	-55 to +150 °C	-55 to +150 °C
Storage Temperature Range	-55 to +150 °C	-55 to +150 °C

EDI reserves the right to change these specifications at any time without notice.

FIG.1
OUTPUT CURRENT vs AMBIENT TEMPERATURE

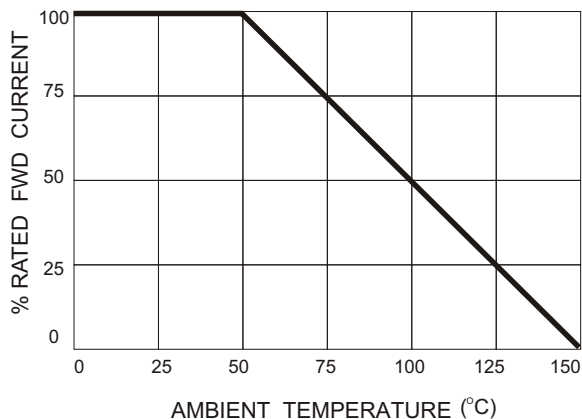


FIG.2
NON-REPETITIVE SURGE CURRENT

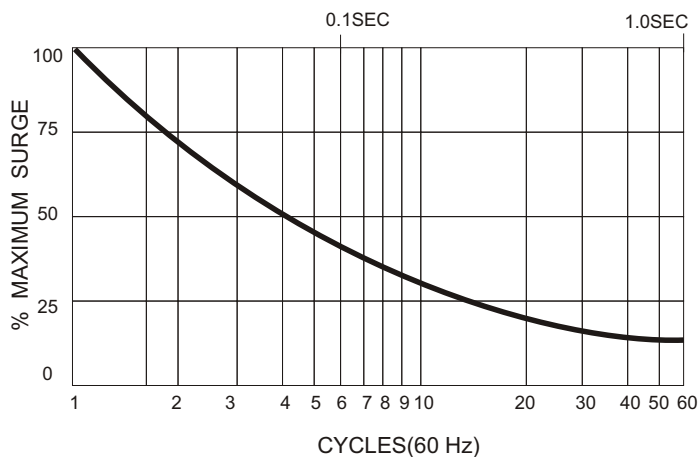
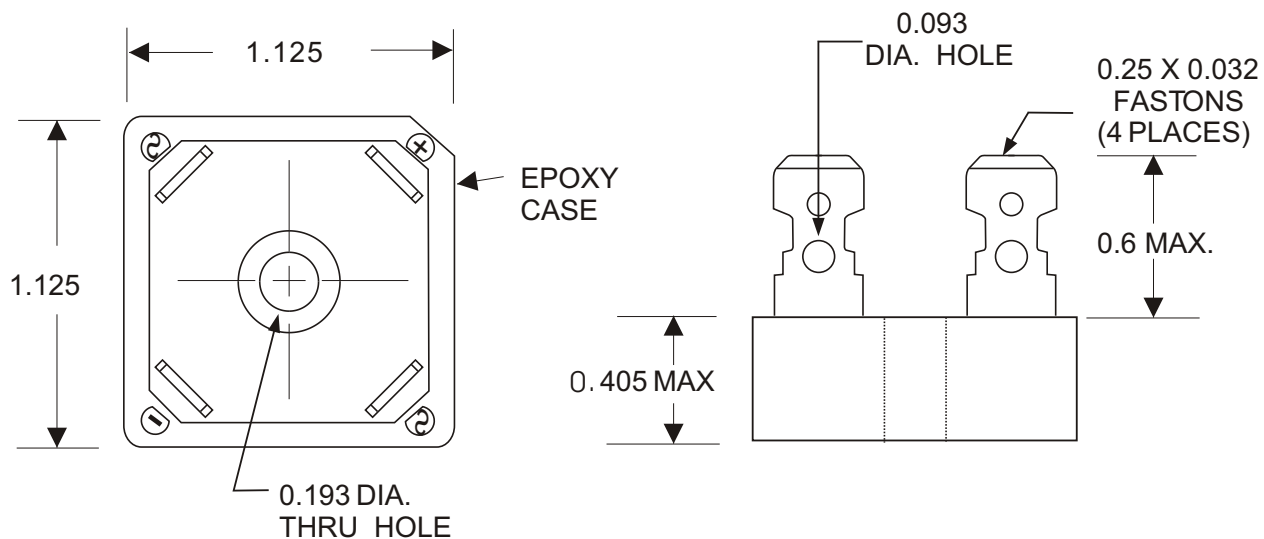


FIG.3
MECHANICAL



ELECTRONIC DEVICES, INC. DESIGNERS AND MANUFACTURERS OF SOLID STATE DEVICES SINCE 1951.
 21 GRAY OAKS AVENUE * YONKERS, NEW YORK 10710 914-965-4400 * FAX 914-965-5531 * 1-800-678-0828
 e-mail: sales@ediodes.com * website: <http://www.ediodes.com>