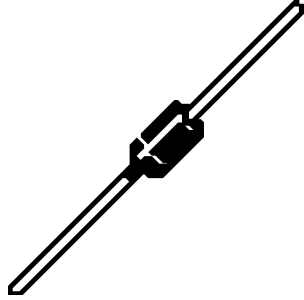


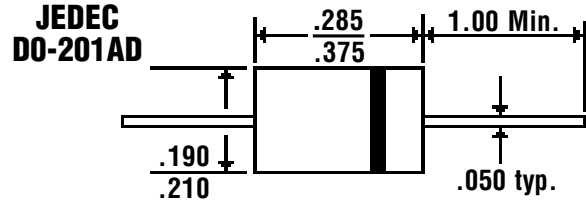
# 3.0 Amp FAST RECOVERY PLASTIC RECTIFIERS

**FR30 . . . 310 Series**

## Description



## Mechanical Dimensions



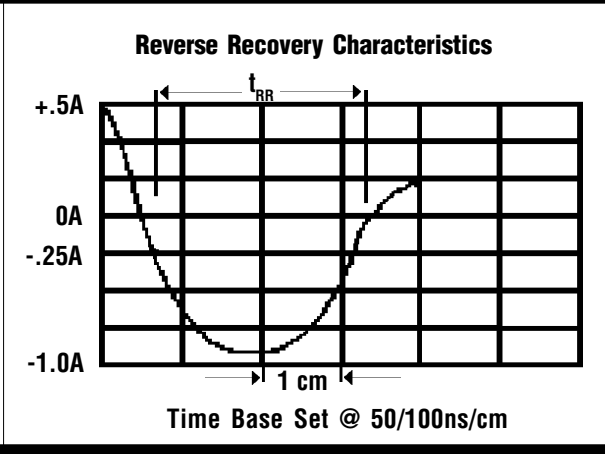
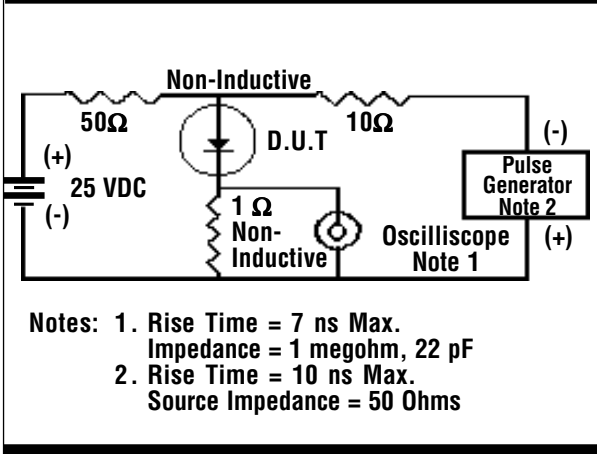
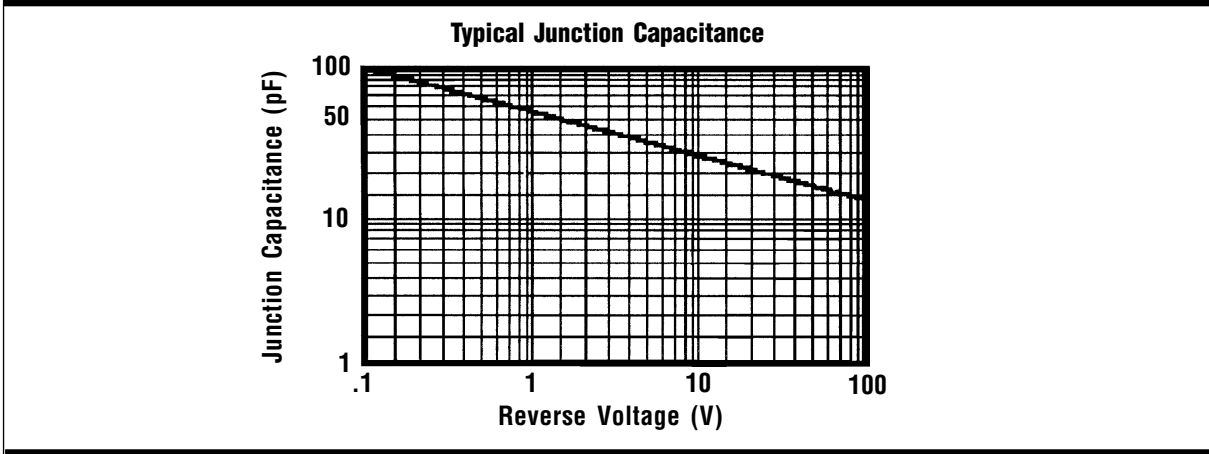
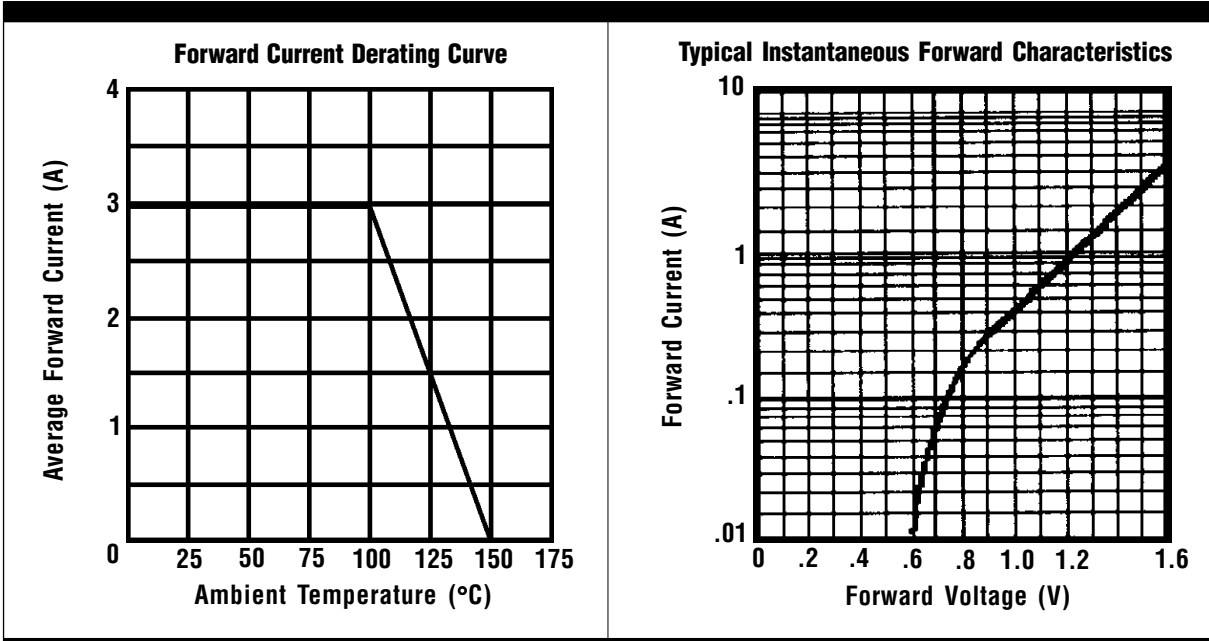
## Features

- FAST SWITCHING FOR HIGH EFFICIENCY
- HIGH SURGE CAPABILITY
- 3.0 AMP OPERATION @  $T_A = 105^\circ\text{C}$ , WITH NO THERMAL RUNAWAY
- MEETS UL SPECIFICATION 94V-0

<b>FR30 . . . 310 Series</b>								<b>Units</b>
<b>Maximum Ratings</b>	<b>FR30</b>	<b>FR31</b>	<b>FR32</b>	<b>FR34</b>	<b>FR36</b>	<b>FR38</b>	<b>FR310</b>	
Peak Repetitive Reverse Voltage... $V_{RRM}$	50	100	200	400	600	800	1000	Volts
RMS Reverse Voltage... $V_{R(rms)}$	35	70	140	280	420	560	700	Volts
DC Blocking Voltage... $V_{DC}$	50	100	200	400	600	800	1000	Volts
Average Forward Rectified Current... $I_{F(av)}$ $T_A = 55^\circ\text{C}$	.....			3.0	.....			Amps
Non-Repetitive Peak Forward Surge Current... $I_{FSM}$ @ Rated Current & Temp	.....			200	.....			Amps
Operating & Storage Temperature Range... $T_J, T_{STRG}$	.....			-65 to 150	.....			$^\circ\text{C}$
<b>Electrical Characteristics</b>								
Maximum Forward Voltage @ 3.0A... $V_F$	.....			1.3	.....			Volts
Maximum DC Reverse Current... $I_R$ @ Rated DC Blocking Voltage	@ $25^\circ\text{C}$		.....		50	.....		$\mu\text{Amps}$
	@ $100^\circ\text{C}$		.....		100	.....		$\mu\text{Amps}$
Typical Junction Capacitance... $C_j$ (Note 1)	.....			60	.....			pF
Maximum Reverse Recovery Time... $t_{RR}$	150	150	150	150	250	500	500	ns

# 3.0 Amp FAST RECOVERY PLASTIC RECTIFIERS

**FR30 . . . 310 Series**



Ratings at 25 Deg. C ambient temperature unless otherwise specified.

Single Phase Half Wave, 60 Hz Resistive or Inductive Load.

For Capacitive Load, Derate Current by 20%.

**NOTES:** 1. Measured @ 1 MHz and applied reverse voltage of 4.0V.  
2. Thermal Resistance Junction to Case, Jedec Method.