



## AXIAL SILASTIC GUARD JUNCTION STANDARD RECTIFIER

**6A05S THRU 6A10S**

**VOLTAGE RANGE  
CURRENT**

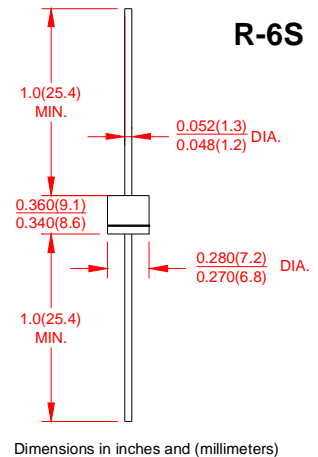
**50 to 1000 Volts  
1.0 Ampere**

### FEATURES

- Low coat construction
- Low forward voltage
- High forward surge current capability
- High temperature soldering guaranteed:  
260/10 secods.0.375”(9.5mm)lead length

### MECHANICAL DATA

- Case: Transfer molded plastic
- Epoxy: UL94V-O rate flame retardant
- Polarity: Color band denotes cathode end
- Lead: Plated axial lead, solderable per MIL-STD-202E method 208C
- Mounting position: Any
- Weight: 0.06ounce, 1.7 grams



### MAXIMUM RATINGS AND ELECTRICAL CHARACTERISTICS

- Ratings at 25°C ambient temperature unless otherwise specified
- Single Phase, half wave, 60Hz, resistive or inductive load
- For capacitive load derate current by 20%

	SYMBOLS	6A05S	6A1S	6A2S	6A4S	6A6S	6A8S	6A10S	UNITS
Maximum Repetitive Peak Reverse Voltage	$V_{RRM}$	50	100	200	400	600	800	1000	Volts
Maximum RMS Voltage	$V_{RMS}$	35	70	140	280	420	560	700	Volts
Maximum DC Blocking Voltage	$V_{DC}$	50	100	200	400	600	800	1000	Volts
Maximum Average Forward Rectified Current 0.375”(9.5mm) lead length at $T_A=60^\circ\text{C}$	$I_{(AV)}$	6.0							Amps
Peak Forward Surge Current 8.3ms single half sine wave superimposed on rated load (JEDEC method)	$I_{FSM}$	250							Amps
Maximum Instantaneous Forward Voltage @ 6.0A	$V_F$	0.95							Volts
Maximum DC Reverse Current at Rated DC Blocking Voltage	$T_A = 25^\circ\text{C}$	10.0							$\mu\text{A}$
	$T_A = 100^\circ\text{C}$	500							
Maximum Full Load Reverse Current, full cycle average 0.375”(9.5mm)lead length at $T_L=105^\circ\text{C}$	$I_{R(AV)}$	500							$\mu\text{A}$
Typical Junction Capacitance (Note 2)	$C_J$	100							pF
Typical Thermal Resistance (Note 1)	$R_{\theta JA}$	10							$^\circ\text{C}/\text{W}$
Operating Junction Temperature Range	$T_J$	(-55 to +150)							$^\circ\text{C}$
Storage Temperature Range	$T_{STG}$	(-55 to +150)							$^\circ\text{C}$

#### Notes:

1. Thermal Resistance from junction to Ambient at .375”(9.5mm)lead length, PBC.mounted with 1.1” $\times$  1.1”(30mm $\times$  30mm)copper pads.
2. Measured at 1.0MHz and Applied Reverse Voltage of 4.0V DC



# AXIAL SILASTIC GUARD JUNCTION STANDARD RECTIFIER

6A05S THRU 6A10S

VOLTAGE RANGE  
CURRENT

50 to 1000 Volts  
1.0 Ampere

## RATING AND CHARACTERISTIC CURVES 6A05S Thru 6A10S

FIG.1-TYPICAL FORWARD CURRENT DERATING CURVE

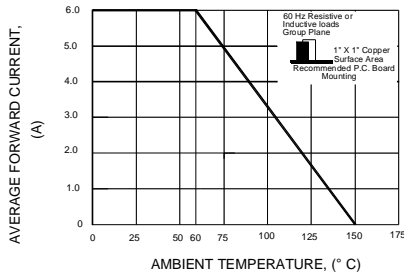


FIG.2-MAXIMUM NON-REPETITIVE PEAK FORWARD SURGE CURRENT

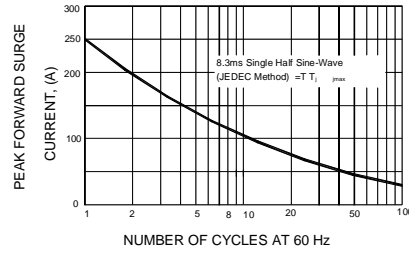


FIG.3-TYPICAL INSTANTANEOUS FORWARD CHARACTERISTICS

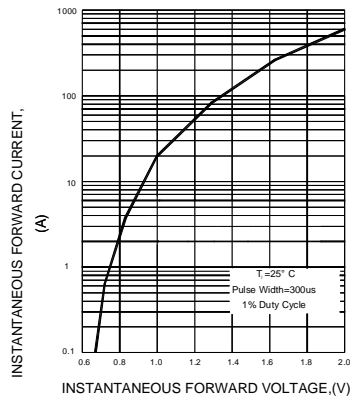


FIG.4-TYPICAL REVERSE CHARACTERISTICS

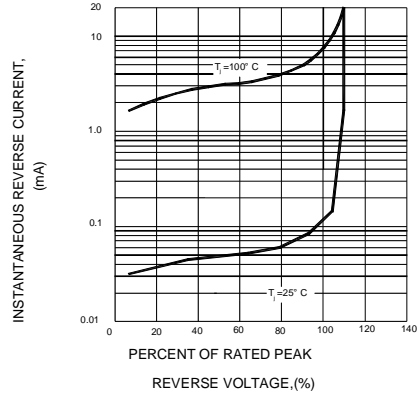


FIG.5-TYPICAL JUNCTION CAPACITANCE

