

Surface Mount Schottky Barrier Diodes

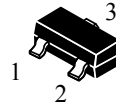
Features:

- *Extremely Fast Switching Speed
- *Low Forward Voltage
- *Very Small Conduction Losses
- *Schottky Barrier Diodes Encapsulated in a SOT-23 Package

Description:

These schottky barrier diodes are designed for high speed switching applications circuit protection, and voltage clamping, Extremely low forward voltage reduces conduction loss, Miniature surface mount package is excellent for hand held and portable applications where space is limited.

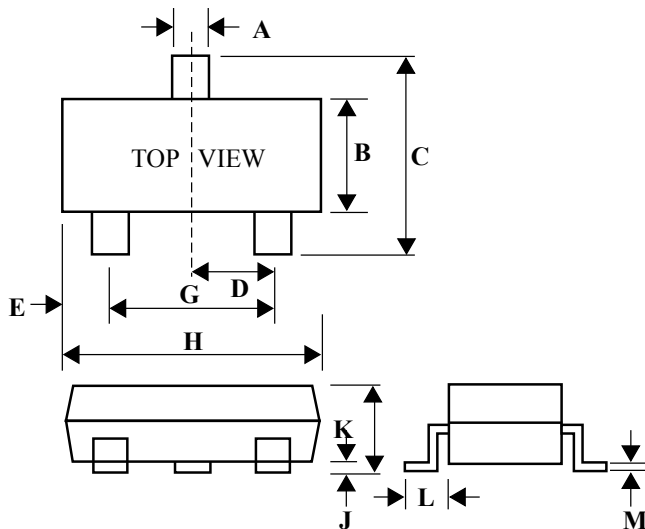
SMALL SIGNAL
SCHOTTKY DIODES
70m AMPERES
70 VOLTS



SOT-23

SOT-23 Outline Dimensions

Unit:mm



Dim	Min	Max
A	0.35	0.51
B	1.19	1.40
C	2.10	3.00
D	0.85	1.05
E	0.46	1.00
G	1.70	2.10
H	2.70	3.10
J	0.01	0.13
K	0.89	1.10
L	0.30	0.61
M	0.076	0.25




Maximum Ratings (TA=25°C Unless otherwise noted)

Characteristic	Symbol	Value	Unit
Reverse Voltage	V _R	70	V
Average Rectifier Forward Current	I _{F(AV)}	70	mA
Operating Junction Temperature Range	T _J	-55 to +125	°C
Storage Temperature Range	T _{stg}	-55 to +150	°C

Electrical Characteristics (TA=25°C Unless otherwise noted)

Characteristic	Symbol	Min	Max	Unit
Reverse Breakdown Voltage (I _R =100μA)	V _{(BR)R}	70	-	Volts
Forward Voltage I _F =1.0mA I _F =15mA	V _F	-	0.41 1.00	Volts
Total Capacitance (V _R =0V, f=1.0MHz)	C _T	-	2	PF
Reverse Leakage V _R =50V	I _R	-	0.1	μA _{dc}
Reverse Recover Time I _F =I _R =10mA, I _{R(Rec)} =1.0mA	T _{rr}	-	5.0	nS

Device Marking

Item	Marking	Equivalent Circuitdiagram
BAS70	73, BE	
BAS70-04	74, CG	
BAS70-05	75, EH	
BAS70-06	76, GK	